4" Series Floating Impeller Traditional

Product Introduction

4" Series Floating Impeller adopts single-stage floating structure, pom for impeller, high-strength composite PC for diffuser and cover plate and strong bearing gasket, which greatly reduce backwater and highly improve efficency.

◆ PRODUCT INTRODUCTION

For water supply from wells or reservoirs
For domestic use, for civil and industrial applications
For garden use and irrigation

◆ OPERATING CONDITIONS

Maximum fluid temperature up to +35℃

Maximum sand content:0.25%
Minimum well diameter:4"

MOTOR AND PUMP

Rewindable motor
Single–phase:220–240V/50Hz
Three–phase:380–415V/50Hz
Equip with start control box or digital auto–control box
Pumps are designed by casing stressed
NEMA dimension standards
Curve tolerance according to ISO 9906

OPTIONS ON REQUEST

Special mechanical seal
Other voltages or frequency 60Hz
Single phase motor with built–in capacitor

MODEL ANALYSIS

4 SD M 1.8 / 6

6 — Impeller stages
1.8 — Rated Flow
M — Single phase (Three–phase not marked)
SD — Stainless Steel Deep Well Pump
4 — Well Φ3”

No.	COMPONENTS	MATERIAL
1	Motor external casing	AISI201/304
2	Oil bag	NBR
3	Oil bag clamp	AISI304
4	Ring	AISI304
5	Bottom bearing chock	Cast–iron HT200
6	Top bearing chock	Cast–iron HT200/Brass
7	Rotator shaft	45#+AISI304
8	Connector	Brass
9	Outlet	Brass
10	Pump external casing	AISI201/304
11	Shaft coupling	AISI304
12	Strainer mesh	AISI304
13	Diffuser	PC
14	Impeller	POM
15	Cover plate	PC
16	Shaft	AISI304/410

PERFORMANCE GRAPH

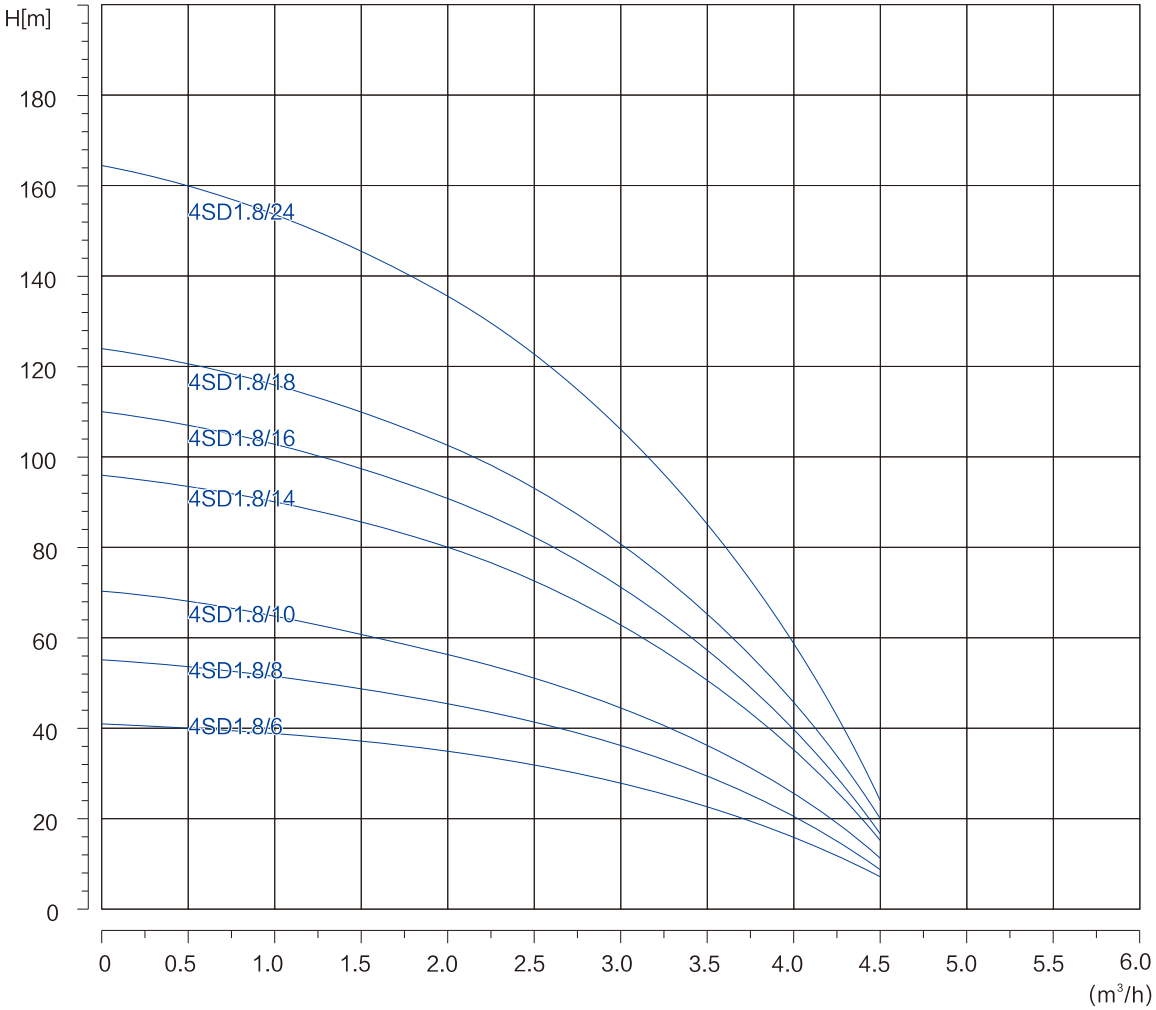

◆ TECHNICAL DATA

MODEL		POWER		DELIVERY n≈2850 1/min											
1~ 220–240V	3~ 380–415V	kW	HP	Q (m³/h)	0	0.5	1	1.5	1.8	2	2.5	3	3.5	4	4.5
				L/min	0	8	16	25	30	33	42	50	58	66	75
4SDM1.8/6	4SD1.8/6	0.37	0.5	Head (m)	41	40	39	37	36	34	31	26	22	16	7
4SDM1.8/8	4SD1.8/8	0.55	0.75		55	54	52	49	47	46	41	35	27	19	9
4SDM1.8/10	4SD1.8/10	0.75	1		71	68	64	61	57	55	51	43	34	26	11
4SDM1.8/14	4SD1.8/14	1.1	1.5		96	95	91	85	82	80	71	61	50	36	15
4SDM1.8/16	4SD1.8/16	1.5	2		110	108	104	98	95	93	84	72	58	42	17
4SDM1.8/18	4SD1.8/18	1.5	2		124	122	117	110	106	103	92	79	65	47	20
4SDM1.8/24	4SD1.8/24	2.2	3		165	163	156	146	140	136	122	106	86	62	26

◆ PERFORMANCE GRAPH

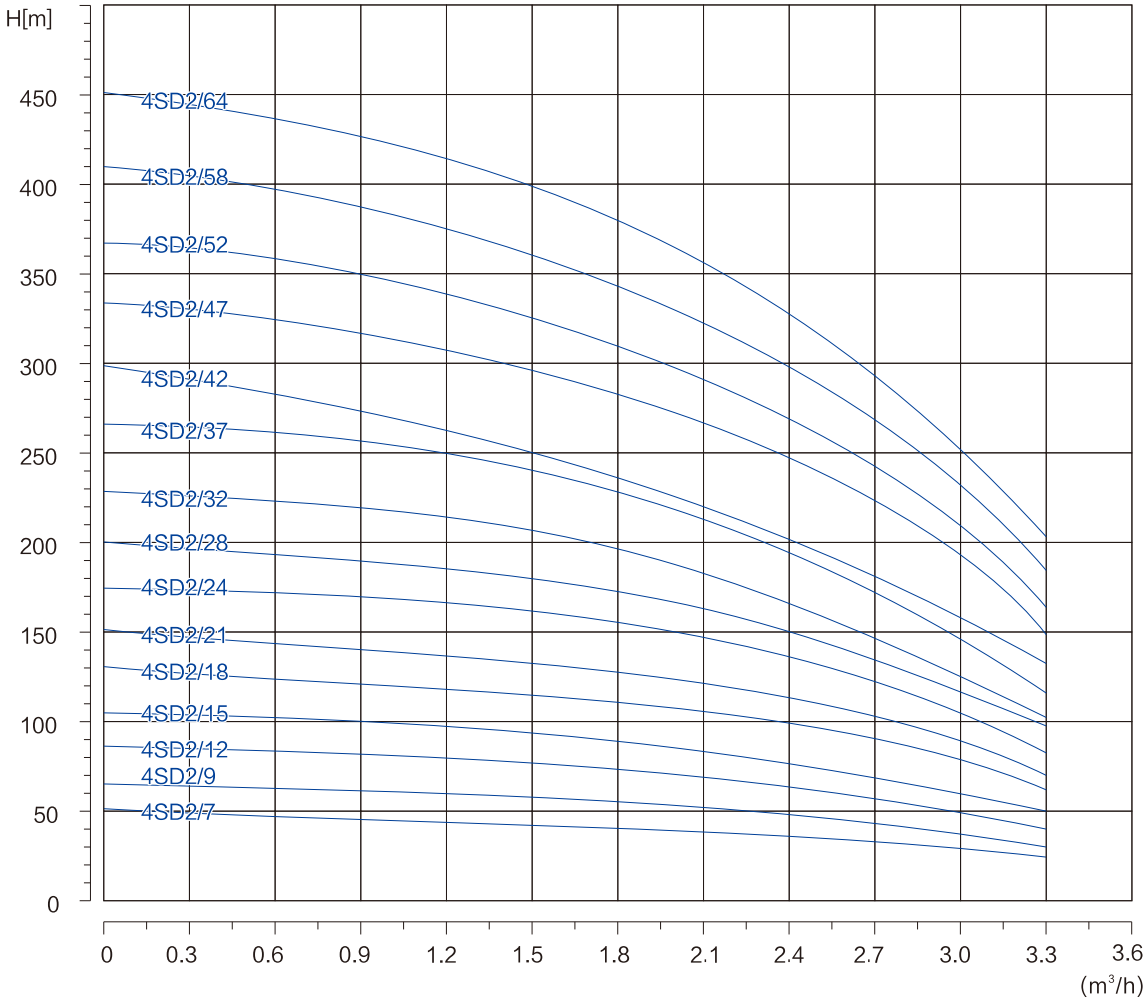

◆ TECHNICAL DATA

MODEL		POWER		DELIVERY n≈2850 1/min													
1~ 220–240V	3~ 380–415V	kW	HP	Q (m³/h)	0	0.3	0.6	0.9	1.2	1.5	1.8	2	2.1	2.4	2.7	3	3.3
				L/min	0	5	10	15	20	25	30	33	35	40	45	50	55
4SDM2/7	4SD2/7	0.25	0.33	Head (m)	51	50	49	48	47	45	43	41	40	37	33	28	24
4SDM2/9	4SD2/9	0.37	0.5		65	64	63	62	60	58	55	52	51	46	40	35	30
4SDM2/12	4SD2/12	0.55	0.75		86	85	84	82	80	77	72	70	68	62	54	47	40
4SDM2/15	4SD2/15	0.75	1		106	104	103	101	99	95	90	86	85	77	68	59	50
4SDM2/18	4SD2/18	0.92	1.25		130	128	127	125	122	117	111	107	105	93	85	74	61
4SDM2/21	4SD2/21	1.1	1.5		151	149	147	144	141	135	129	125	120	110	99	84	70
4SDM2/24	4SD2/24	1.3	1.75		174	172	170	166	163	158	149	144	140	127	117	98	83
4SDM2/28	4SD2/28	1.5	2		200	197	195	192	189	182	174	167	163	148	135	115	98
4SDM2/32	4SD2/32	1.8	2.5		229	226	224	220	213	207	194	185	180	164	144	124	102
4SDM2/37	4SD2/37	2.2	3		266	263	259	255	250	240	227	218	211	190	166	142	116
4SDM2/42	4SD2/42	2.6	3.5		299	295	291	288	277	268	250	236	234	213	188	162	132
–	4SD2/47	3	4		333	329	328	324	309	300	282	273	262	240	213	180	149
–	4SD2/52	3.7	5		367	364	362	358	342	331	311	297	290	267	232	201	164
–	4SD2/58	4	5.5		410	405	402	398	385	371	346	330	324	298	260	224	184
–	4SD2/64	5	7		451	446	443	439	425	409	383	365	359	329	287	249	203

◆PERFORMANCE GRAPH

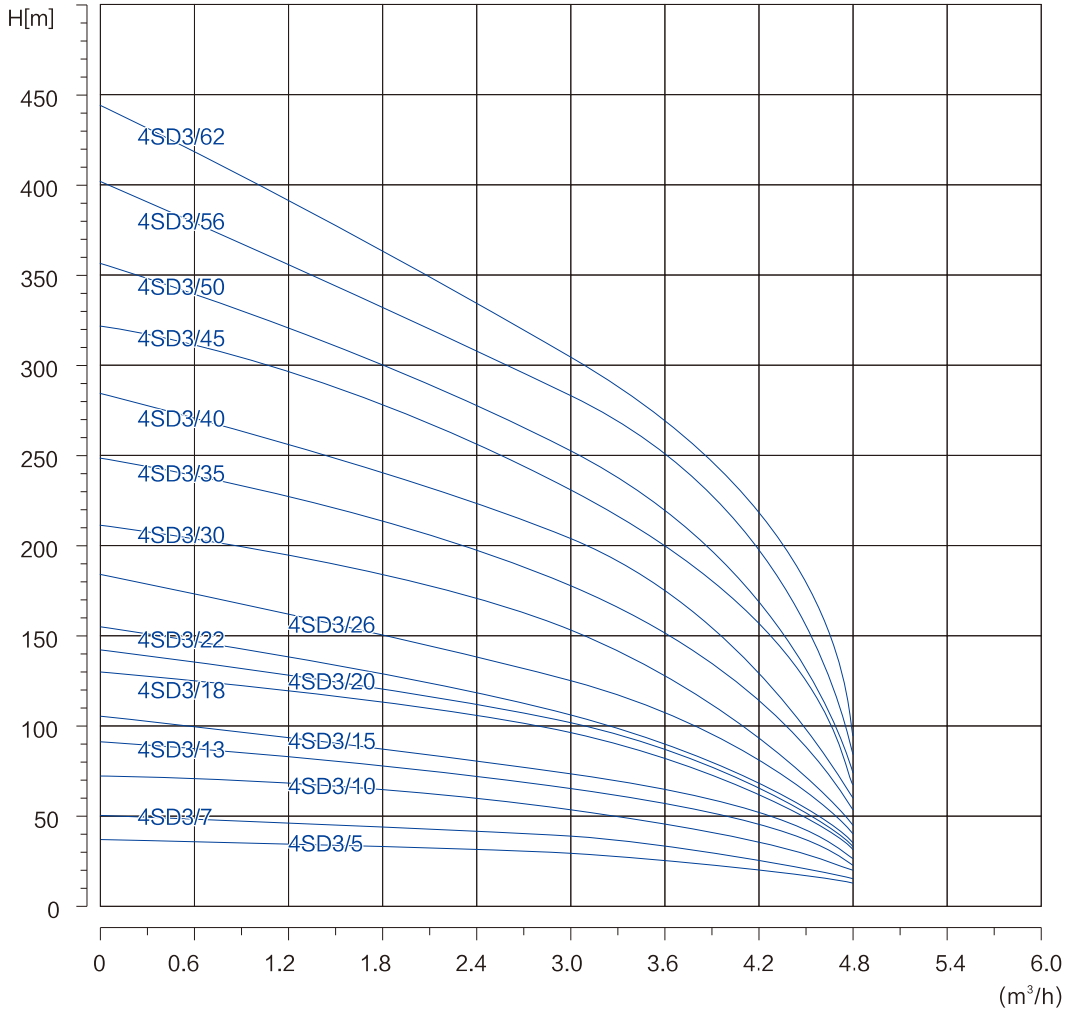

◆ TECHNICAL DATA

MODEL		POWER		DELIVERY n≈2850 1/min									
1~ 220−240V	3~ 380−415V	kW	HP	Q (m³/h)	0	0.6	1.2	1.8	2.4	3	3.6	4.2	4.8
				L/min	0	10	20	30	40	50	60	70	80
4SDM3/5	4SD3/5	0.25	0.33	Head (m)	38	37	36	34	31	27	23	17	13
4SDM3/7	4SD3/7	0.37	0.5		50	49	48	45	42	37	30	22	16
4SDM3/10	4SD3/10	0.55	0.75		72	71	69	66	61	54	44	33	20
4SDM3/13	4SD3/13	0.75	1		91	89	86	81	73	64	50	36	23
4SDM3/15	4SD3/15	0.92	1.25		106	105	101	96	88	74	60	44	27
4SDM3/18	4SD3/18	1.1	1.5		130	129	126	120	110	96	78	57	31
4SDM3/20	4SD3/20	1.3	1.75		142	140	135	129	118	103	82	60	33
4SDM3/22	4SD3/22	1.5	2		155	153	149	142	130	113	92	65	35
4SDM3/26	4SD3/26	1.8	2.5		184	180	174	162	150	128	103	72	40
4SDM3/30	4SD3/30	2.2	3		212	208	203	195	179	156	128	89	45
4SDM3/35	4SD3/35	2.6	3.5		249	244	234	222	203	177	142	100	54
–	4SD3/40	3	4		285	278	269	254	232	201	161	114	60
–	4SD3/45	3.7	5		322	315	305	287	263	230	181	129	69
–	4SD3/50	4	5.5		357	348	339	319	292	252	201	144	74
–	4SD3/56	5	7		402	391	379	358	327	283	227	160	84
–	4SD3/62	5.5	7.5		444	434	420	397	362	313	249	177	92

◆ PERFORMANCE GRAPH

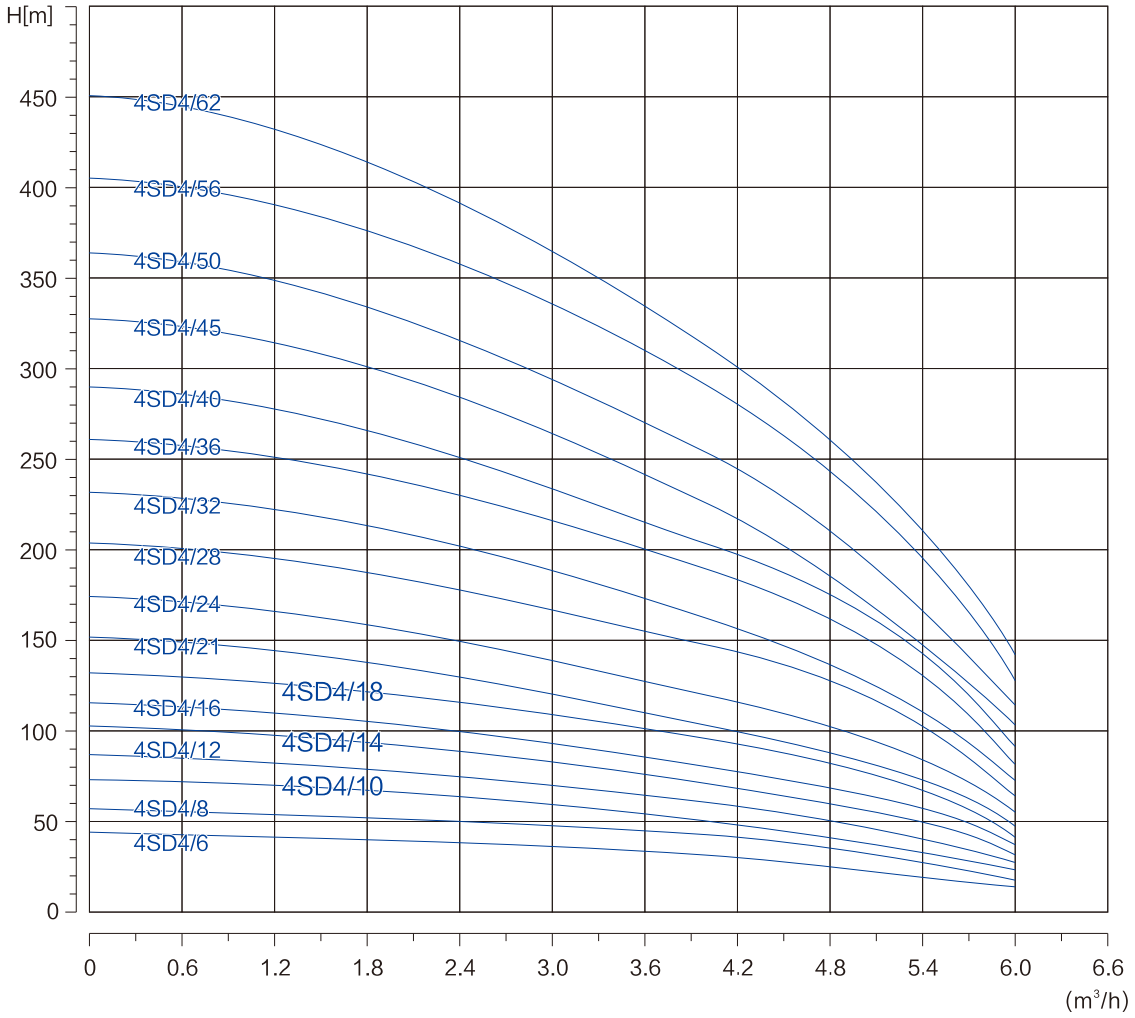

◆ TECHNICAL DATA

MODEL		POWER		DELIVERY n≈2850 1/min												
1~ 220–240V	3~ 380–415V	kW	HP	Q (m^3/h)	0	0.6	1.2	1.8	2.4	3.0	3.6	4.0	4.2	4.8	5.4	6
				L/min	0	10	20	30	40	50	60	66	70	80	90	100
4SDM4/6	4SD4/6	0.37	0.5	Head (m)	44	42	41	40	39	36	33	31	29	24	19	14
4SDM4/8	4SD4/8	0.55	0.75		58	56	55	54	52	49	44	42	39	33	26	18
4SDM4/10	4SD4/10	0.75	1		73	70	69	67	65	61	55	50	48	41	32	23
4SDM4/12	4SD4/12	0.92	1.25		87	84	82	81	78	73	66	61	58	49	39	27
4SDM4/14	4SD4/14	1.1	1.5		102	98	96	94	91	85	77	71	68	57	45	32
4SDM4/16	4SD4/16	1.3	1.75		116	113	110	107	104	97	88	82	77	65	51	37
4SDM4/18	4SD4/18	1.5	2		131	127	124	121	117	109	99	91	87	73	58	41
4SDM4/21	4SD4/21	1.8	2.5		152	148	144	141	136	128	115	107	102	85	67	48
4SDM4/24	4SD4/24	2.2	3		174	169	165	161	156	146	132	122	116	98	77	55
4SDM4/28	4SD4/28	2.6	3.5		203	197	192	188	182	170	154	143	135	114	90	64
–	4SD4/32	3	4		232	225	220	215	208	195	176	163	155	130	103	73
–	4SD4/36	3.7	5		261	253	247	242	234	219	198	182	174	146	116	82
–	4SD4/40	4	5.5		290	281	275	268	260	243	220	204	194	163	128	92
–	4SD4/45	5	7		327	316	309	302	293	274	248	228	218	183	144	103
–	4SD4/50	5.5	7.5		363	352	344	335	325	304	275	253	242	203	160	115
–	4SD4/56	7	10		406	394	385	376	364	341	308	288	271	228	180	128
–	4SD4/62	7.5	10		450	436	426	416	403	377	341	318	300	252	199	142

◆ PERFORMANCE GRAPH

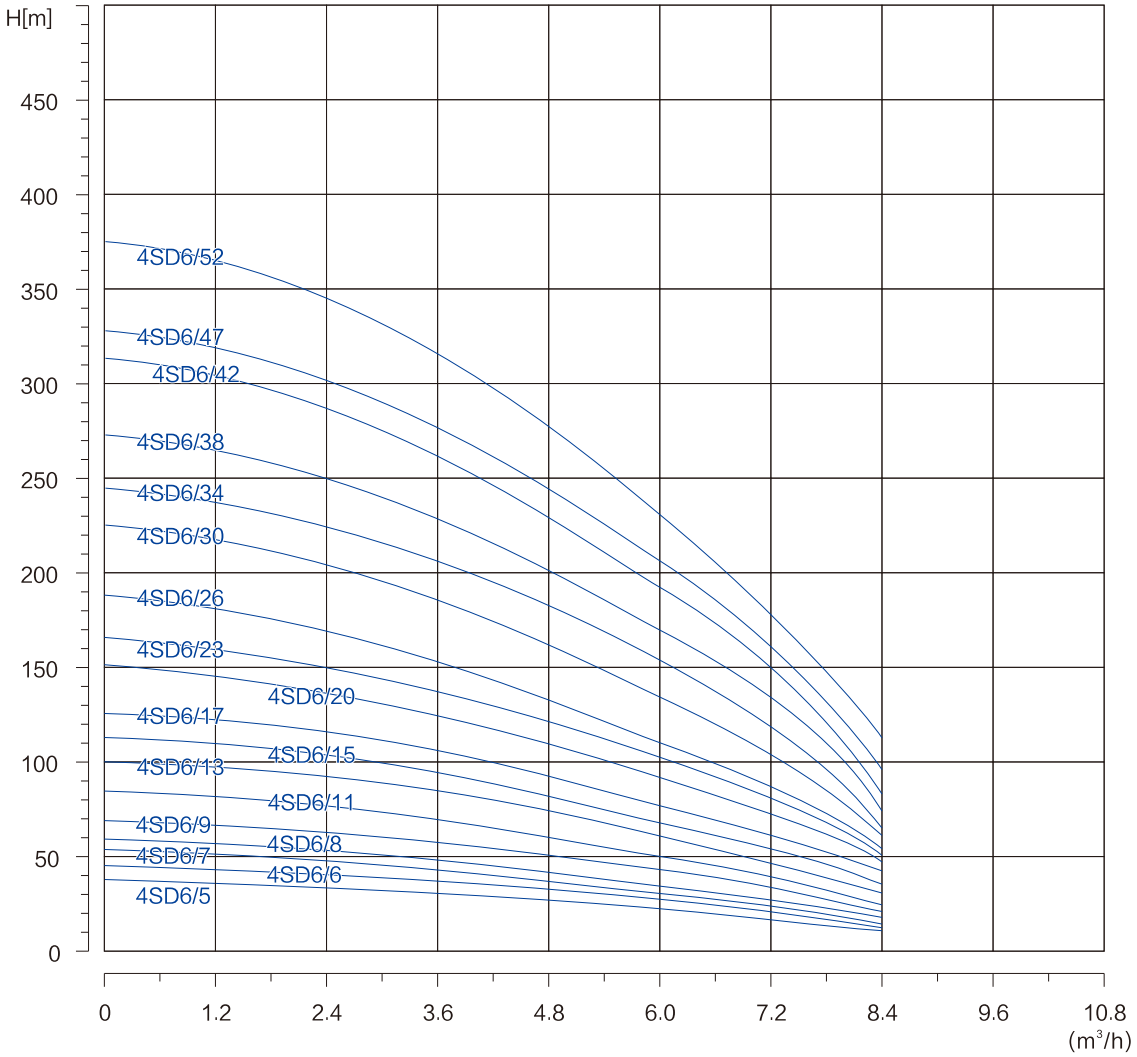

◆ TECHNICAL DATA

MODEL		POWER		DELIVERY n≈2850 1/min								
1~ 220–240V	3~ 380–415V	kW	HP	Q (m³/h)	0	1.2	2.4	3.6	4.8	6.0	7.2	8.4
				L/min	0	20	40	60	80	100	120	140
4SDM6/5	4SD6/5	0.37	0.5	Head (m)	39	36	34	31	28	23	18	11
4SDM6/6	4SD6/6	0.55	0.75		46	43	41	38	34	28	22	13
4SDM6/7	4SD6/7	0.75	1		54	50	48	44	39	34	26	15
4SDM6/8	4SD6/8	0.75	1		59	55	53	48	43	37	30	18
4SDM6/9	4SD6/9	0.92	1.25		69	64	62	58	51	45	36	21
4SDM6/11	4SD6/11	1.1	1.5		85	79	76	70	64	56	47	25
4SDM6/13	4SD6/13	1.3	1.75		100	93	89	81	72	62	50	31
4SDM6/15	4SD6/15	1.5	2		113	106	101	93	83	71	56	36
4SDM6/17	4SD6/17	1.8	2.5		126	117	112	103	92	78	63	41
4SDM6/20	4SD6/20	2.2	3		151	141	136	126	113	96	78	47
4SDM6/23	4SD6/23	2.6	3.5		166	155	149	138	122	105	82	51
–	4SD6/26	3	4		189	176	170	156	142	118	91	55
–	4SD6/30	3.7	5		225	208	200	185	165	139	108	61
–	4SD6/34	4	5.5		245	229	220	205	182	152	116	66
–	4SD6/38	5	7		272	256	246	230	207	170	132	74
–	4SD6/42	5.5	7.5		311	290	277	254	229	188	143	82
–	4SD6/47	7	10		337	316	304	283	255	211	162	96
–	4SD6/52	7.5	10		376	352	338	315	283	233	179	113

◆ PERFORMANCE GRAPH

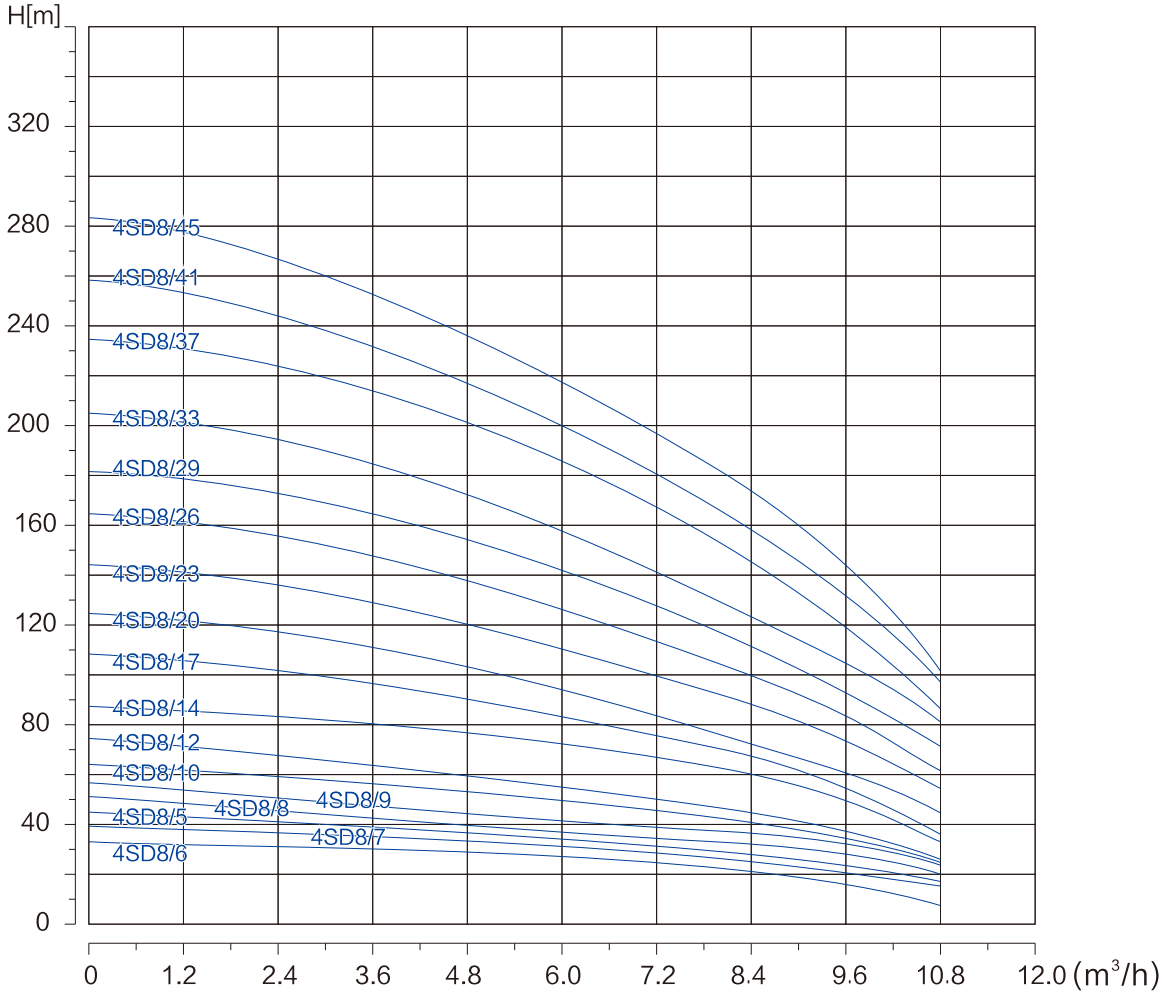

◆ TECHNICAL DATA

MODEL		POWER		DELIVERY n≈2850 1/min											
1～ 220−240V	3～ 380−415V	kW	HP	Q (m³/h)	0	1.2	2.4	3.6	4.8	6.0	7.2	8	8.4	9.6	10.8
				L/min	0	20	40	60	80	100	120	133	140	160	180
4SDM8/5	4SD8/5	0.55	0.75	Head (m)	33	32	30	28	26	25	24	22	21	17	13
4SDM8/6	4SD8/6	0.75	1		39	38	35	33	31	30	27	25	24	20	16
4SDM8/7	4SD8/7	0.75	1		44	43	40	37	35	33	30	28	26	22	17
4SDM8/8	4SD8/8	0.92	1.25		51	50	46	43	41	39	35	33	32	26	20
4SDM8/9	4SD8/9	1.1	1.5		57	55	51	48	46	44	41	38	36	30	23
4SDM8/10	4SD8/10	1.3	1.75		65	63	58	54	52	49	45	43	41	34	25
4SDM8/12	4SD8/12	1.5	2		75	73	68	63	60	57	53	49	47	37	27
4SDM8/14	4SD8/14	1.8	2.5		88	86	80	74	70	67	61	57	54	45	33
4SDM8/17	4SD8/17	2.2	3		108	103	96	90	86	81	74	68	65	52	36
4SDM8/20	4SD8/20	2.6	3.5		124	120	111	103	98	93	86	79	76	63	45
−	4SD8/23	3	4		144	139	128	119	113	109	99	93	85	70	54
−	4SD8/26	3.7	5		164	159	148	137	130	124	115	107	103	88	62
−	4SD8/29	4	5.5		182	176	162	151	143	136	125	115	100	90	72
−	4SD8/33	5	7		205	200	184	172	164	157	143	137	127	105	81
−	4SD8/37	5.5	7.5		234	227	212	196	185	176	165	154	149	126	87
−	4SD8/41	7	10		258	252	230	215	204	195	178	168	158	130	97
−	4SD8/45	7.5	10		283	273	253	236	225	212	195	181	170	137	102

◆ PERFORMANCE GRAPH

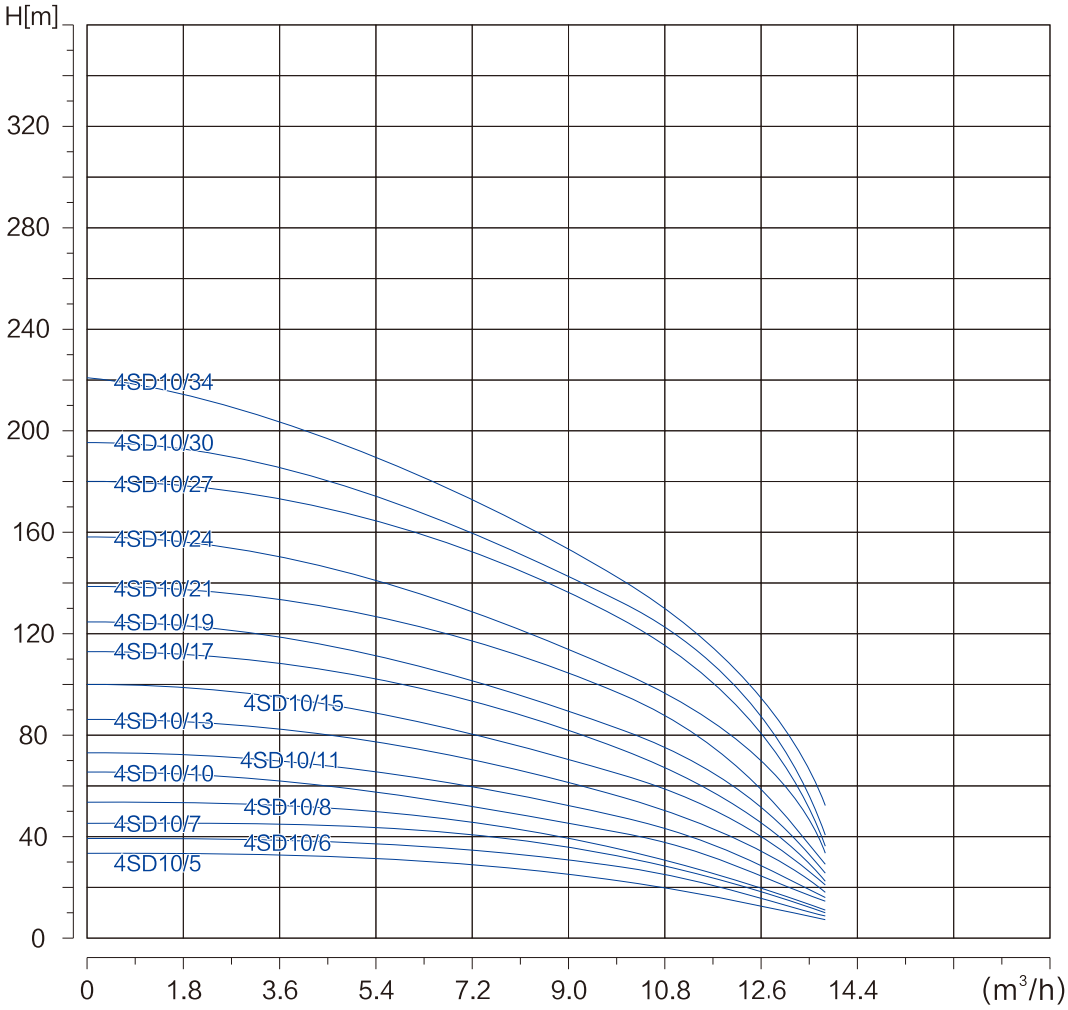

◆ TECHNICAL DATA

MODEL		POWER		DELIVERY n≈2850 1/min										
1~ 220–240V	3~ 380–415V	kW	HP	Q (m^3/h)	0	1.8	3.6	5.4	7.2	9.0	10	10.8	12.6	13.8
				L/min	0	30	60	90	120	150	167	180	210	230
4SDM10/5	4SD10/5	0.75	1	Head (m)	33	32	30	28	27	24	22	19	14	7
4SDM10/6	4SD10/6	0.92	1.25		39	38	36	34	32	28	26	23	16	8
4SDM10/7	4SD10/7	1.1	1.5		45	44	41	40	38	34	31	28	20	10
4SDM10/8	4SD10/8	1.3	1.75		53	51	47	45	43	38	35	32	22	11
4SDM10/10	4SD10/10	1.5	2		65	63	58	55	52	46	41	38	25	14
4SDM10/11	4SD10/11	1.8	2.5		72	70	65	61	58	52	48	43	31	15
4SDM10/13	4SD10/13	2.2	3		86	84	77	73	69	62	57	50	33	18
4SDM10/15	4SD10/15	2.6	3.5		100	96	90	86	82	74	68	62	45	21
–	4SD10/17	3	4		112	109	100	95	91	83	77	66	48	23
–	4SD10/19	3.7	5		124	121	113	107	103	93	86	76	55	26
–	4SD10/21	4	5.5		138	134	124	117	112	100	91	83	56	29
–	4SD10/24	5	7		158	151	141	133	128	115	103	95	66	33
–	4SD10/27	5.5	7.5		180	176	164	155	148	135	127	116	86	37
–	4SD10/30	7	10		196	189	175	167	159	143	133	119	79	41
–	4SD10/34	7.5	10		221	214	198	188	178	160	141	135	90	52

◆ PERFORMANCE GRAPH

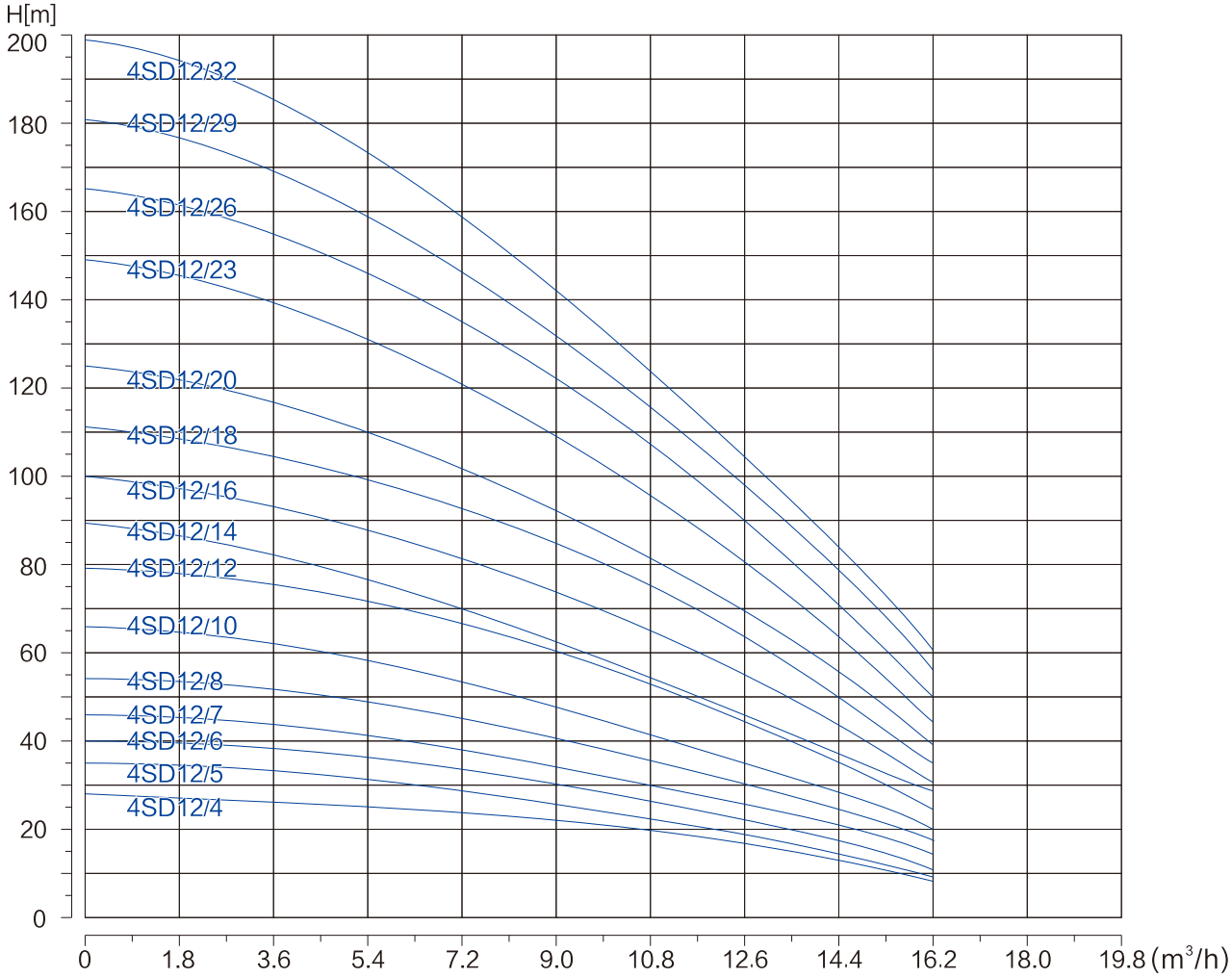

◆ TECHNICAL DATA

MODEL		POWER		DELIVERY n≈2850 1/min												
1~ 220–240V	3~ 380–415V	kW	HP	Q (m³/h)	0	1.8	3.6	5.4	7.2	9.0	10.8	12	12.6	14.4	16.2
				L/min	0	30	60	90	120	150	180	200	210	240	270
4SDM12/4	4SD12/4	0.75	1	Head (m)	28	27	25	24	22	20	18	17	15	12	8
4SDM12/5	4SD12/5	0.92	1.25		35	34	31	30	28	25	22	20	19	15	9
4SDM12/6	4SD12/6	1.1	1.5		40	39	37	35	33	30	26	24	22	18	12
4SDM12/7	4SD12/7	1.3	1.75		46	45	42	40	37	33	29	27	25	20	14
4SDM12/8	4SD12/8	1.5	2		54	52	49	46	43	39	35	31	30	25	17
4SDM12/10	4SD12/10	1.8	2.5		66	63	59	56	51	46	41	37	35	29	20
4SDM12/12	4SD12/12	2.2	3		79	76	71	68	63	58	50	47	45	36	24
4SDM12/14	4SD12/14	2.6	3.5		89	86	80	76	69	61	53	48	46	37	28
–	4SD12/16	3	4		100	96	90	85	80	72	64	58	55	46	31
–	4SD12/18	3.7	5		112	108	102	96	90	82	74	67	63	50	35
–	4SD12/20	4	5.5		125	121	113	106	99	89	80	73	69	56	39
–	4SD12/23	5	7		148	142	133	125	119	108	94	87	81	67	44
–	4SD12/26	5.5	7.5		165	157	148	140	134	119	105	96	90	75	50
–	4SD12/29	7	10		181	174	162	152	143	130	114	104	99	80	56
–	4SD12/32	7.5	10		198	194	179	169	155	141	125	112	107	85	61

◆ PERFORMANCE GRAPH

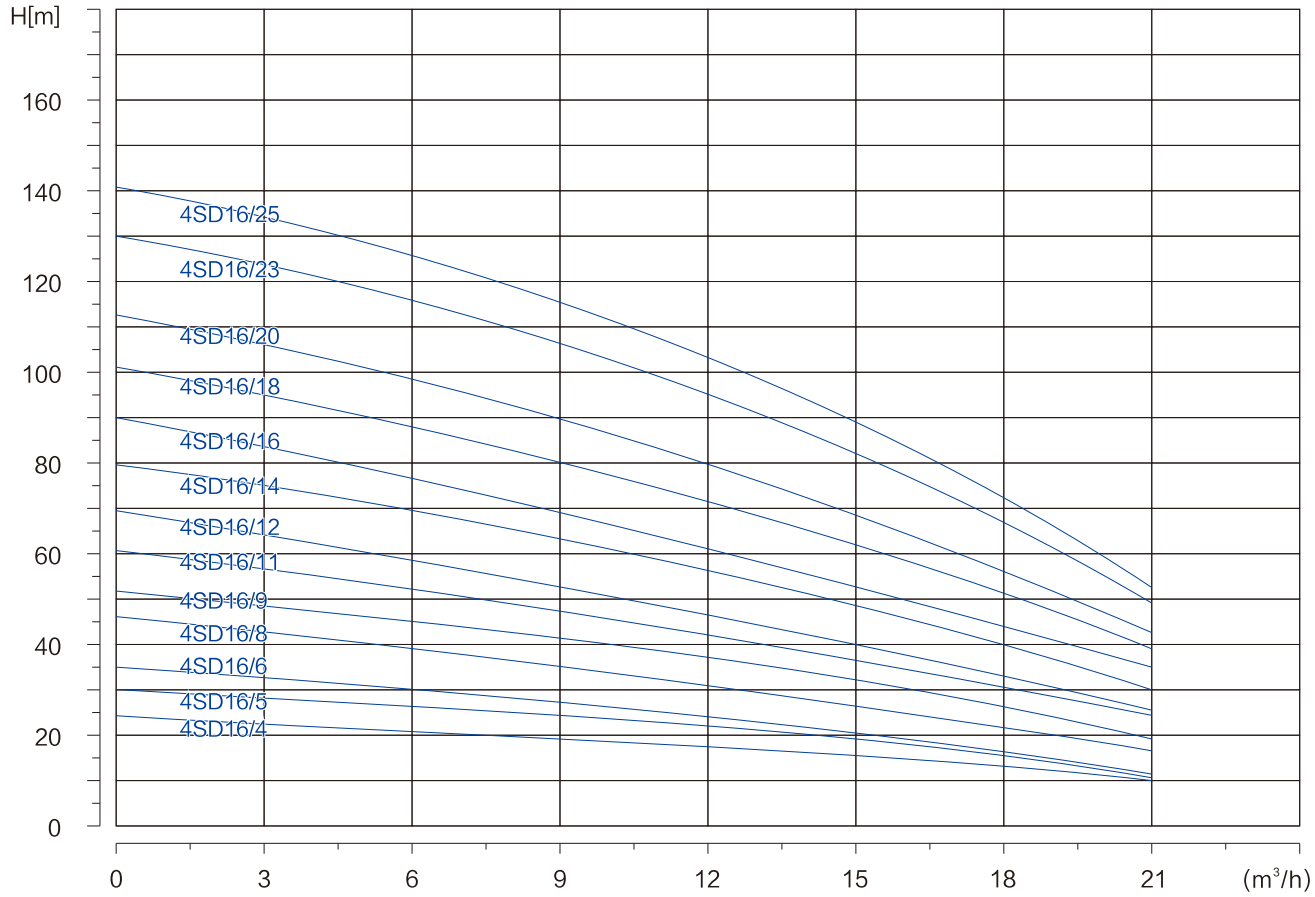

◆ TECHNICAL DATA

MODEL		POWER		DELIVERY n≈2850 1/min									
1~ 220–240V	3~ 380–415V	kW	HP	Q (m^3/h)	0	3	6	9	12	15	16	18	21
				L/min	0	50	100	150	200	250	267	300	350
4SDM16/4	4SD16/4	1.1	1.5	Head (m)	24	23	22	20	17	15	14	12	10
4SDM16/5	4SD16/5	1.3	1.75		30	29	28	25	22	19	18	15	11
4SDM16/6	4SD16/6	1.5	2		35	34	31	29	25	21	19	18	12
4SDM16/8	4SD16/8	1.8	2.5		46	45	43	39	34	29	25	23	17
4SDM16/9	4SD16/9	2.2	3		52	51	49	44	39	32	30	26	19
4SDM16/11	4SD16/11	2.6	3.5		61	59	57	50	43	38	35	28	24
–	4SD16/12	3	4		69	67	64	58	51	43	38	34	26
–	4SD16/14	3.7	5		79	77	74	68	60	50	46	40	30
–	4SD16/16	4	5.5		90	88	84	76	66	57	50	44	35
–	4SD16/18	5	7		101	96	92	84	72	63	58	51	39
–	4SD16/20	5.5	7.5		113	109	103	94	83	71	66	58	43
–	4SD16/23	7	10		130	126	119	109	96	80	75	66	49
–	4SD16/25	7.5	10		141	138	129	118	104	88	84	72	53

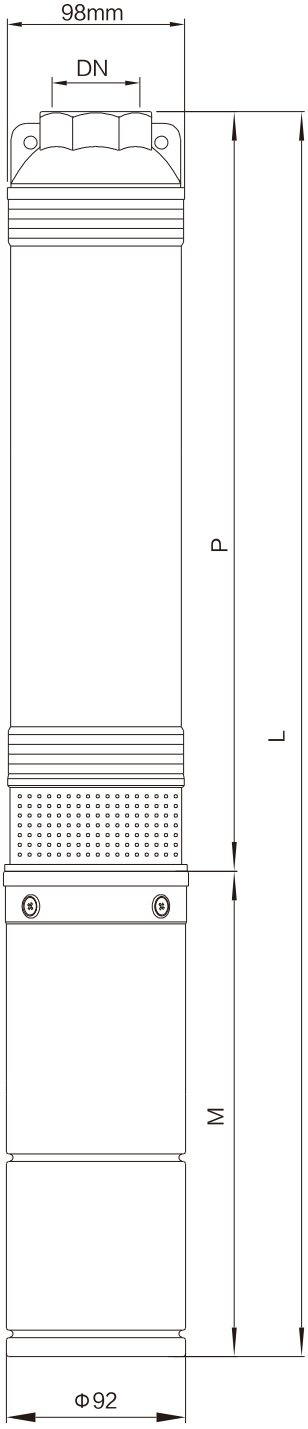

(4SD1~8)

MODEL		DN	DIMENSION(mm)					WEIGHT (kg)				
1~ 220-240V	3~ 380-415V		P	M(S)	M(T)	L(S)	L(T)	P	M(S)	M(T)	L(S)	L(T)
4SDM1.8/6	4SD1.8/6	1¼"/1½"	386	311	311	697	697	2.4	7.5	7.5	9.9	9.9
4SDM1.8/8	4SD1.8/8	1¼"/1½"	437	326	326	763	763	2.7	8.5	8.5	11.2	11.2
4SDM1.8/10	4SD1.8/10	1¼"/1½"	487	351	351	838	838	3.1	9.2	9.2	12.3	12.3
4SDM1.8/14	4SD1.8/14	1¼"/1½"	589	416	416	1005	1005	3.9	11.6	11.6	15.5	15.5
4SDM1.8/16	4SD1.8/16	1¼"/1½"	673	466	466	1139	1139	4.3	13.7	13.7	18.0	18.0
4SDM1.8/18	4SD1.8/18	1¼"/1½"	723	466	466	1189	1189	4.6	13.7	13.7	18.3	18.3
4SDM1.8/24	4SD1.8/24	1¼"/1½"	907	531	515	1438	1422	5.7	16.2	15.7	21.9	21.4

MODEL		DN	DIMENSION(mm)					WEIGHT (kg)				
1~ 220-240V	3~ 380-415V		P	M(S)	M(T)	L(S)	L(T)	P	M(S)	M(T)	L(S)	L(T)
4SDM2/7	4SD2/7	1"/1¼"/1½"	414	301	301	715	715	3.2	6.8	6.8	10.0	10.0
4SDM2/9	4SD2/9	1"/1¼"/1½"	453	311	311	764	764	3.6	7.5	7.5	11.1	11.1
4SDM2/12	4SD2/12	1"/1¼"/1½"	528	326	326	854	854	4.0	8.5	8.5	12.5	12.5
4SDM2/15	4SD2/15	1"/1¼"/1½"	636	351	351	987	987	4.7	9.2	9.2	13.9	13.9
4SDM2/18	4SD2/18	1"/1¼"/1½"	719	401	401	1120	1120	5.4	10.6	10.6	16.0	16.0
4SDM2/21	4SD2/21	1"/1¼"/1½"	784	416	416	1200	1200	6.0	11.6	11.6	17.6	17.6
4SDM2/24	4SD2/24	1"/1¼"/1½"	893	441	441	1334	1334	6.5	12.5	12.5	19.0	19.0
4SDM2/28	4SD2/28	1"/1¼"/1½"	993	466	466	1459	1459	7.3	13.7	13.7	21.0	21.0
4SDM2/32	4SD2/32	1"/1¼"/1½"	1094	501	501	1595	1595	8.1	15.7	15.0	23.8	23.1
4SDM2/37	4SD2/37	1"/1¼"/1½"	1251	531	515	1782	1766	10.2	16.2	15.7	26.4	25.9
4SDM2/42	4SD2/42	1"/1¼"/1½"	1406	546	525	1952	1931	10.9	17.1	16.5	28.0	27.4
–	4SD2/47	1"/1¼"/1½"	1500		540		2040	12.0		17.1		29.1
–	4SD2/52	1"/1¼"/1½"	1628		555		2183	12.2		17.7		29.9
–	4SD2/58	1"/1¼"/1½"	1811		585		2396	13.6		18.5		32.1
–	4SD2/64	1"/1¼"/1½"	1990		625		2615	14.9		20.5		35.4

MODEL		DN	DIMENSION(mm)					WEIGHT (kg)				
1~ 220-240V	3~ 380-415V		P	M(S)	M(T)	L(S)	L(T)	P	M(S)	M(T)	L(S)	L(T)
4SDM3/5	4SD3/5	1¼"/1½"	360	301	301	661	661	2.9	6.8	6.8	9.7	9.7
4SDM3/7	4SD3/7	1¼"/1½"	412	311	311	723	723	3.3	7.5	7.5	10.8	10.8
4SDM3/10	4SD3/10	1¼"/1½"	490	326	326	816	816	3.6	8.5	8.5	12.1	12.1
4SDM3/13	4SD3/13	1¼"/1½"	600	351	351	951	951	4.7	9.2	9.2	13.9	13.9
4SDM3/15	4SD3/15	1¼"/1½"	653	401	401	1054	1054	5.0	10.6	10.6	15.6	15.6
4SDM3/18	4SD3/18	1¼"/1½"	731	416	416	1147	1147	5.2	11.6	11.6	16.8	16.8
4SDM3/20	4SD3/20	1¼"/1½"	784	441	441	1225	1225	5.7	12.5	12.5	18.2	18.2
4SDM3/22	4SD3/22	1¼"/1½"	838	466	466	1304	1304	6.3	13.7	13.7	20.0	20.0
4SDM3/26	4SD3/26	1¼"/1½"	975	501	501	1476	1476	7.5	15.7	15.0	23.2	22.5
4SDM3/30	4SD3/30	1¼"/1½"	1080	531	515	1611	1595	8.3	16.2	15.7	24.5	24.0
4SDM3/35	4SD3/35	1¼"/1½"	1244	546	525	1790	1769	10.0	17.1	16.5	27.1	26.5
–	4SD3/40	1¼"/1½"	1372		540		1912	10.9		17.1		28.0
–	4SD3/45	1¼"/1½"	1506		555		2061	11.0		17.7		28.7
–	4SD3/50	1¼"/1½"	1635		585		2220	12.0		18.5		30.5
–	4SD3/56	1¼"/1½"	1828		625		2453	13.3		20.5		33.8
–	4SD3/62	1¼"/1½"	2018		685		2703	14.6		23.0		37.6

MODEL		DN	DIMENSION(mm)					WEIGHT (kg)				
1~ 220-240V	3~ 380-415V		P	M(S)	M(T)	L(S)	L(T)	P	M(S)	M(T)	L(S)	L(T)
4SDM4/6	4SD4/6	1¼"/1½"/2"	404	311	311	715	715	2.9	7.5	7.5	10.4	10.4
4SDM4/8	4SD4/8	1¼"/1½"/2"	462	326	326	788	788	3.3	8.5	8.5	11.8	11.8
4SDM4/10	4SD4/10	1¼"/1½"/2"	520	351	351	871	871	3.8	9.2	9.2	13.0	13.0
4SDM4/12	4SD4/12	1¼"/1½"/2"	577	401	401	978	978	4.2	10.6	10.6	14.8	14.8
4SDM4/14	4SD4/14	1¼"/1½"/2"	670	416	416	1086	1086	4.8	11.6	11.6	16.4	16.4
4SDM4/16	4SD4/16	1¼"/1½"/2"	726	441	441	1167	1167	5.2	12.5	12.5	17.7	17.7
4SDM4/18	4SD4/18	1¼"/1½"/2"	786	466	466	1252	1252	5.6	13.7	13.7	19.3	19.3
4SDM4/21	4SD4/21	1¼"/1½"/2"	905	501	501	1406	1406	6.3	15.7	15.0	22.0	21.3
4SDM4/24	4SD4/24	1¼"/1½"/2"	993	531	515	1524	1508	7.0	16.2	15.7	23.2	22.7
4SDM4/28	4SD4/28	1¼"/1½"/2"	1106	546	525	1652	1631	7.9	17.1	16.5	25.0	24.4
–	4SD4/32	1¼"/1½"/2"	1261		540		1801	9.4		17.1		26.5
–	4SD4/36	1¼"/1½"/2"	1370		555		1925	10.2		17.7		27.9
–	4SD4/40	1¼"/1½"/2"	1492		585		2077	10.5		18.5		29.0
–	4SD4/45	1¼"/1½"/2"	1635		625		2260	11.5		20.5		32.0
–	4SD4/50	1¼"/1½"/2"	1850		685		2535	12.8		23.0		35.8
–	4SD4/56	1¼"/1½"/2"	2022		755		2777	14.0		26.1		40.1
–	4SD4/62	1¼"/1½"/2"	2201		785		2986	15.3		27.2		42.5

MODEL		DN	DIMENSION(mm)					WEIGHT (kg)				
1~ 220-240V	3~ 380-415V		P	M(S)	M(T)	L(S)	L(T)	P	M(S)	M(T)	L(S)	L(T)
4SDM6/5	4SD6/5	1½"/2"	382	311	311	693	693	3.0	7.5	7.5	10.5	10.5
4SDM6/6	4SD6/6	1½"/2"	413	326	326	739	739	3.1	8.5	8.5	11.6	11.6
4SDM6/7	4SD6/7	1½"/2"	444	351	351	795	795	3.3	9.2	9.2	12.5	12.5
4SDM6/8	4SD6/8	1½"/2"	474	351	351	825	825	3.4	9.2	9.2	12.6	12.6
4SDM6/9	4SD6/9	1½"/2"	506	401	401	907	907	3.6	10.6	10.6	14.2	14.2
4SDM6/11	4SD6/11	1½"/2"	569	416	416	985	985	4.3	11.6	11.6	15.9	15.9
4SDM6/13	4SD6/13	1½"/2"	661	441	441	1102	1102	4.9	12.5	12.5	17.4	17.4
4SDM6/15	4SD6/15	1½"/2"	758	466	466	1224	1224	5.4	13.7	13.7	19.1	19.1
4SDM6/17	4SD6/17	1½"/2"	823	501	501	1324	1324	5.6	15.7	15.0	21.3	20.6
4SDM6/20	4SD6/20	1½"/2"	916	531	515	1447	1431	6.3	16.2	15.7	22.5	22.0
4SDM6/23	4SD6/23	1½"/2"	1004	546	525	1550	1529	7.2	17.1	16.5	24.3	23.7
–	4SD6/26	1½"/2"	1097		540		1637	7.7		17.1		24.8
–	4SD6/30	1½"/2"	1255		555		1810	8.4		17.7		26.1
–	4SD6/34	1½"/2"	1433		585		2018	10.5		18.5		29.0
–	4SD6/38	1½"/2"	1498		625		2123	10.8		20.5		31.3
–	4SD6/42	1½"/2"	1623		685		2308	11.6		23.0		34.6
–	4SD6/47	1½"/2"	1775		755		2530	12.6		26.1		38.7
–	4SD6/52	1½"/2"	1962		785		2747	13.9		27.2		41.1

M(S) IS SINGLE PHASE MOTOR, **M(T)** IS THREE PHASE MOTOR
L(S) IS SINGLE PHASE MOTOR, **L(T)** IS THREE PHASE MOTOR

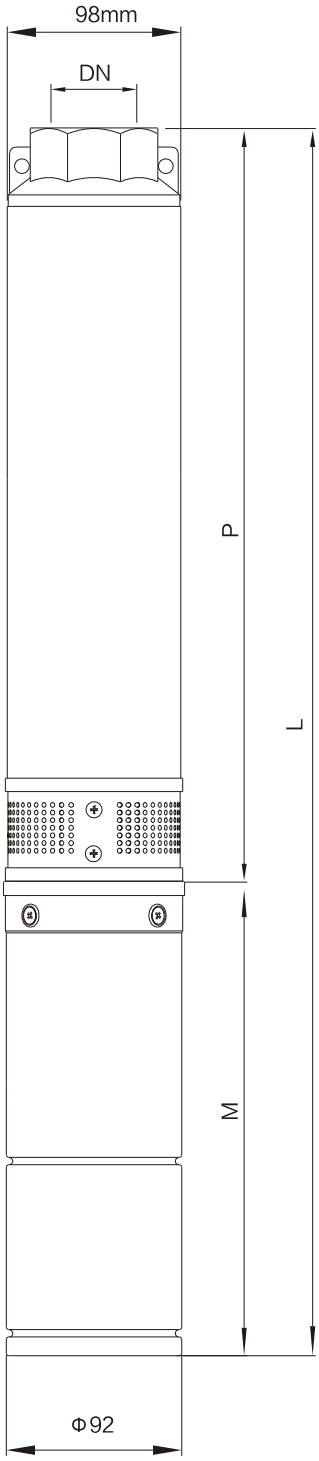

(4SD10~16)

MODEL		DN	DIMENSION(mm)					WEIGHT (kg)				
1 ~ 220−240V	3 ~ 380−415V		P	M(S)	M(T)	L(S)	L(T)	P	M(S)	M(T)	L(S)	L(T)
4SDM8/5	4SD8/5	$1^{1}/_{2}$"/2"	418	326	326	744	744	3.0	8.5	8.5	11.5	11.5
4SDM8/6	4SD8/6	$1^{1}/_{2}$"/2"	457	351	351	808	808	3.2	9.2	9.2	12.4	12.4
4SDM8/7	4SD8/7	$1^{1}/_{2}$"/2"	495	351	351	846	846	3.5	9.2	9.2	12.7	12.7
4SDM8/8	4SD8/8	$1^{1}/_{2}$"/2"	533	401	401	934	934	3.7	10.6	10.6	14.3	14.3
4SDM8/9	4SD8/9	$1^{1}/_{2}$"/2"	571	416	416	987	987	3.9	11.6	11.6	15.5	15.5
4SDM8/10	4SD8/10	$1^{1}/_{2}$"/2"	610	441	441	1051	1051	4.2	12.5	12.5	16.7	16.7
4SDM8/12	4SD8/12	$1^{1}/_{2}$"/2"	686	466	466	1152	1152	4.7	13.7	13.7	18.4	18.4
4SDM8/14	4SD8/14	$1^{1}/_{2}$"/2"	797	501	501	1298	1298	5.3	15.7	15.0	21.0	20.3
4SDM8/17	4SD8/17	$1^{1}/_{2}$"/2"	909	531	515	1440	1424	6.1	16.2	15.7	22.3	21.8
4SDM8/20	4SD8/20	$1^{1}/_{2}$"/2"	1025	546	525	1571	1550	7.1	17.1	16.5	24.2	23.6
–	4SD8/23	$1^{1}/_{2}$"/2"	1172		540		1712	8.2		17.1		25.3
–	4SD8/26	$1^{1}/_{2}$"/2"	1287		555		1842	8.4		17.7		26.1
–	4SD8/29	$1^{1}/_{2}$"/2"	1401		585		1986	9.1		18.5		27.6
–	4SD8/33	$1^{1}/_{2}$"/2"	1555		625		2180	10.1		20.5		30.6
–	4SD8/37	$1^{1}/_{2}$"/2"	1741		685		2426	11.7		23.0		34.7
–	4SD8/41	$1^{1}/_{2}$"/2"	1893		755		2648	12.7		26.1		38.8
–	4SD8/45	$1^{1}/_{2}$"/2"	2078		785		2863	13.9		27.2		41.1

MODEL		DN	DIMENSION(mm)					WEIGHT (kg)				
1 ~ 220−240V	3 ~ 380−415V		P	M(S)	M(T)	L(S)	L(T)	P	M(S)	M(T)	L(S)	L(T)
4SDM10/5	4SD10/5	$1^{1}/_{2}$"/2"	419	351	351	770	770	3.0	9.2	9.2	12.2	12.2
4SDM10/6	4SD10/6	$1^{1}/_{2}$"/2"	457	401	401	858	858	3.2	10.6	10.6	13.8	13.8
4SDM10/7	4SD10/7	$1^{1}/_{2}$"/2"	495	416	416	911	911	3.4	11.6	11.6	15.0	15.0
4SDM10/8	4SD10/8	$1^{1}/_{2}$"/2"	533	441	441	974	974	3.7	12.5	12.5	16.2	16.2
4SDM10/10	4SD10/10	$1^{1}/_{2}$"/2"	610	466	466	1076	1076	4.3	13.7	13.7	18.0	18.0
4SDM10/11	4SD10/11	$1^{1}/_{2}$"/2"	648	501	501	1149	1149	4.6	15.7	15.0	20.3	19.6
4SDM10/13	4SD10/13	$1^{1}/_{2}$"/2"	758	531	515	1289	1273	5.1	16.2	15.7	21.3	20.8
4SDM10/15	4SD10/15	$1^{1}/_{2}$"/2"	835	546	525	1381	1360	5.6	17.1	16.5	22.7	22.1
–	4SD10/17	$1^{1}/_{2}$"/2"	909		540		1449	6.2		17.1		23.3
–	4SD10/19	$1^{1}/_{2}$"/2"	987		555		1542	6.6		17.7		24.3
–	4SD10/21	$1^{1}/_{2}$"/2"	1062		585		1647	7.0		18.5		25.5
–	4SD10/24	$1^{1}/_{2}$"/2"	1211		625		1836	8.0		20.5		28.5
–	4SD10/27	$1^{1}/_{2}$"/2"	1325		685		2010	9.1		23.0		32.1
–	4SD10/30	$1^{1}/_{2}$"/2"	1472		755		2227	10.1		26.1		36.2
–	4SD10/34	$1^{1}/_{2}$"/2"	1625		785		2410	11.0		27.2		38.2

MODEL		DN	DIMENSION(mm)					WEIGHT (kg)				
1 ~ 220−240V	3 ~ 380−415V		P	M(S)	M(T)	L(S)	L(T)	P	M(S)	M(T)	L(S)	L(T)
4SDM12/4	4SD12/4	2"	427	351	351	778	778	3.2	9.2	9.2	12.4	12.4
4SDM12/5	4SD12/5	2"	472	401	401	873	873	3.6	10.6	10.6	14.2	14.2
4SDM12/6	4SD12/6	2"	518	416	416	934	934	4.0	11.6	11.6	15.6	15.6
4SDM12/7	4SD12/7	2"	563	441	441	1004	1004	4.3	12.5	12.5	16.8	16.8
4SDM12/8	4SD12/8	2"	610	466	466	1076	1076	4.8	13.7	13.7	18.5	18.5
4SDM12/10	4SD12/10	2"	700	501	501	1201	1201	5.4	15.7	15.0	21.1	20.4
4SDM12/12	4SD12/12	2"	795	531	515	1326	1310	6.1	16.2	15.7	22.3	21.8
4SDM12/14	4SD12/14	2"	932	546	525	1478	1457	7.1	17.1	16.5	24.2	23.6
–	4SD12/16	2"	1025		540		1565	7.9		17.1		25.0
–	4SD12/18	2"	1114		555		1669	8.5		17.7		26.2
–	4SD12/20	2"	1254		585		1839	9.8		18.5		28.3
–	4SD12/23	2"	1390		625		2015	10.7		20.5		31.2
–	4SD12/26	2"	1527		685		2212	12.1		23.0		35.1
–	4SD12/29	2"	1698		755		2453	13.3		26.1		39.4
–	4SD12/32	2"	1882		785		2667	14.7		27.2		41.9

MODEL		DN	DIMENSION(mm)					WEIGHT (kg)				
1 ~ 220−240V	3 ~ 380−415V		P	M(S)	M(T)	L(S)	L(T)	P	M(S)	M(T)	L(S)	L(T)
4SDM16/4	4SD16/4	2"	524	416	416	940	940	3.8	11.6	11.6	15.4	15.4
4SDM16/5	4SD16/5	2"	596	441	441	1037	1037	4.3	12.5	12.5	16.8	16.8
4SDM16/6	4SD16/6	2"	686	466	466	1152	1152	5.0	13.7	13.7	18.7	18.7
4SDM16/8	4SD16/8	2"	811	501	501	1312	1312	5.7	15.7	15.0	21.4	20.7
4SDM16/9	4SD16/9	2"	883	531	515	1414	1398	6.5	16.2	15.7	22.7	22.2
4SDM16/11	4SD16/11	2"	1027	546	525	1573	1552	7.5	17.1	16.5	24.6	24.0
–	4SD16/12	2"	1099		540		1639	7.9		17.1		25.0
–	4SD16/14	2"	1242		555		1797	8.7		17.7		26.4
–	4SD16/16	2"	1385		585		1970	9.8		18.5		28.3
–	4SD16/18	2"	1527		625		2152	11.2		20.5		31.7
–	4SD16/20	2"	1672		685		2357	11.7		23.0		34.7
–	4SD16/23	2"	1887		755		2642	13.1		26.1		39.2
–	4SD16/25	2"	2031		785		2816	14.1		27.2		41.3

M(S) IS SINGLE PHASE MOTOR, **M(T)** IS THREE PHASE MOTOR
L(S) IS SINGLE PHASE MOTOR, **L(T)** IS THREE PHASE MOTOR

Mechanical Parameters

Animal Husbandry


High pressure water delivery

Building Industry

Mining

Agriculture

Dryland essential machine

Increase pressure

Industrial salt essential

Parts List



Company Profiles

JINBA TECHNOLOGY CO., LTD. founded in 1998 (formerly known as Jinba Industry & Trade Co., Ltd), is located in the town of water pump in wenling city zhejiang province, which is beautiful, wealthy and rapidly developed. Jinba is one of senior enterprises in the industry of deep well pump, a collection of research, development, manufacturing and sales, enjoying good reputation both at home and abroad.

Since 20 years ago, Jinba industry has entered the fast lane of high-speed development, accelerated the development pace of research and development, manufacturing and sales, and doubled the scale of assets. Facing the new domestic and foreign market environment and business situation, Jinba industry upholds corporate social responsibility, opening a new chapter of "High efficient, energy saving technology, leading the new era of the deep well pump".

Manufacturing Strength

Contact Details

E-MAIL

jinba@cn-jinba.com sales@cn-jinba.com

PHONE

0086-576-89977567

FAX

0086-576-89977566

ADD

NO.5 Wanjin Road, Zeguo Town, Wenling, Taizhou, Zhejiang,
China

National High-tech Enterprises