3" Series Floating Impeller Traditional

Product Introduction

3" Series Floating Impeller adopts single−stage floating structure, pom for impeller, high−strength composite PC for dif−fuser and cover plate and strong bearing gasket, which greatly reduce backwater and highly improve efficency.

◆ PRODUCT INTRODUCTION

For water supply from wells or reservoirs
For domestic use, for civil and industrial applications
For garden use and irrigation

◆ OPERATING CONDITIONS

Maximum fluid temperature up to +35℃
Maximum sand content:0.25%
Minimum well diameter:3"

◆ MOTOR AND PUMP

Rewindable motor
Single−phase:220−240V/50Hz
Three−phase:380−415V/50Hz
Equip with start control box or digital auto−control box
Pumps are designed by casing stressed
Curve tolerance according to ISO 9906

◆ OPTIONS ON REQUEST

Special mechanical seal
Other voltages or frequency 60Hz
Single phase motor with built−in capacitor

◆ MODEL ANALYSIS

3 SD M 1 / 6

6 — Impeller stages
1 — Rated Flow
M — Single phase (Three−phase not marked)
SD — Stainless Steel Deep Well Pump
3 — WellΦ3"

No.	COMPONENTS	MATERIAL
1	Motor external casing	AISI201/304
2	Oil bag	NBR
3	Oil bag clamp	AISI304
4	Ring	AISI304
5	Bottom bearing chock	Cast−iron HT200
6	Top bearing chock	Cast−iron HT200/Brass
7	Rotator shaft	45#+AISI304
8	Connector	Brass
9	Outlet	Brass
10	Pump external casing	AISI201/304
11	Shaft coupling	AISI304
12	Strainer mesh	AISI304
13	Diffuser	PC
14	Impeller	POM
15	Cover plate	PC
16	Shaft	AISI304/410

◆ PERFORMANCE GRAPH

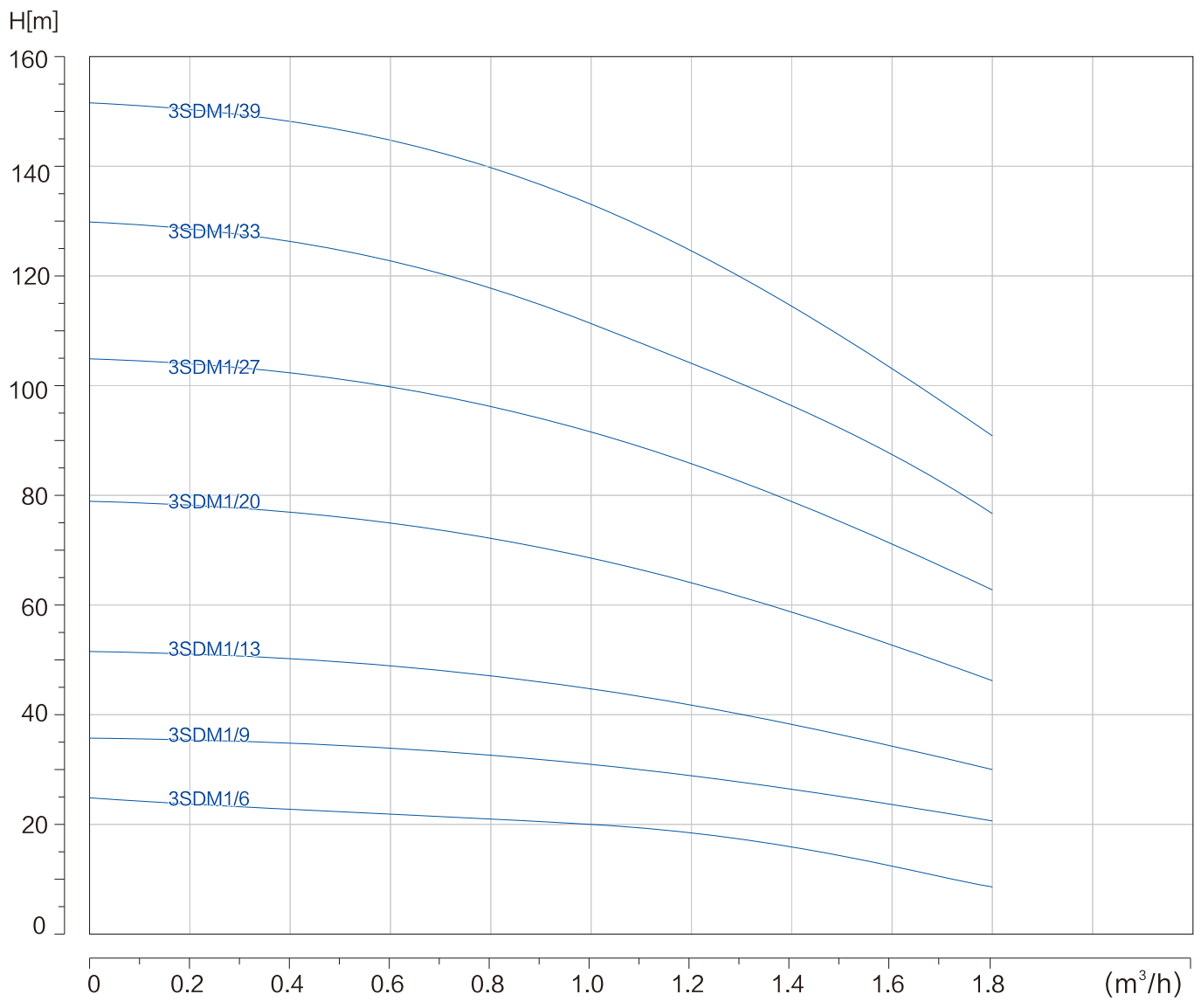

◆ TECHNICAL DATA

MODEL	POWER		DELIVERY n≈2850 1/min										
1~ 220−240V	kW	HP	Q (m³/h)	0	0.2	0.4	0.6	0.8	1	1.2	1.4	1.6	1.8
			Q L/min	0	3	7	10	13	17	20	23	27	30
3SDM1/6	0.18	0.25	Head (m)	25	24	23	22	21	20	19	18	16	14
3SDM1/9	0.25	0.33		36	35	34	33	32	31	29	27	24	21
3SDM1/13	0.37	0.5		51	50	49	47	46	44	42	39	34	30
3SDM1/20	0.55	0.75		79	76	75	73	70	68	34	59	53	47
3SDM1/27	0.75	1.0		106	103	101	98	95	92	87	80	71	63
3SDM1/33	0.92	1.25		129	126	124	120	116	113	107	98	87	77
3SDM1/39	1.1	1.5		153	149	146	142	137	133	126	116	103	91

◆ PERFORMANCE GRAPH

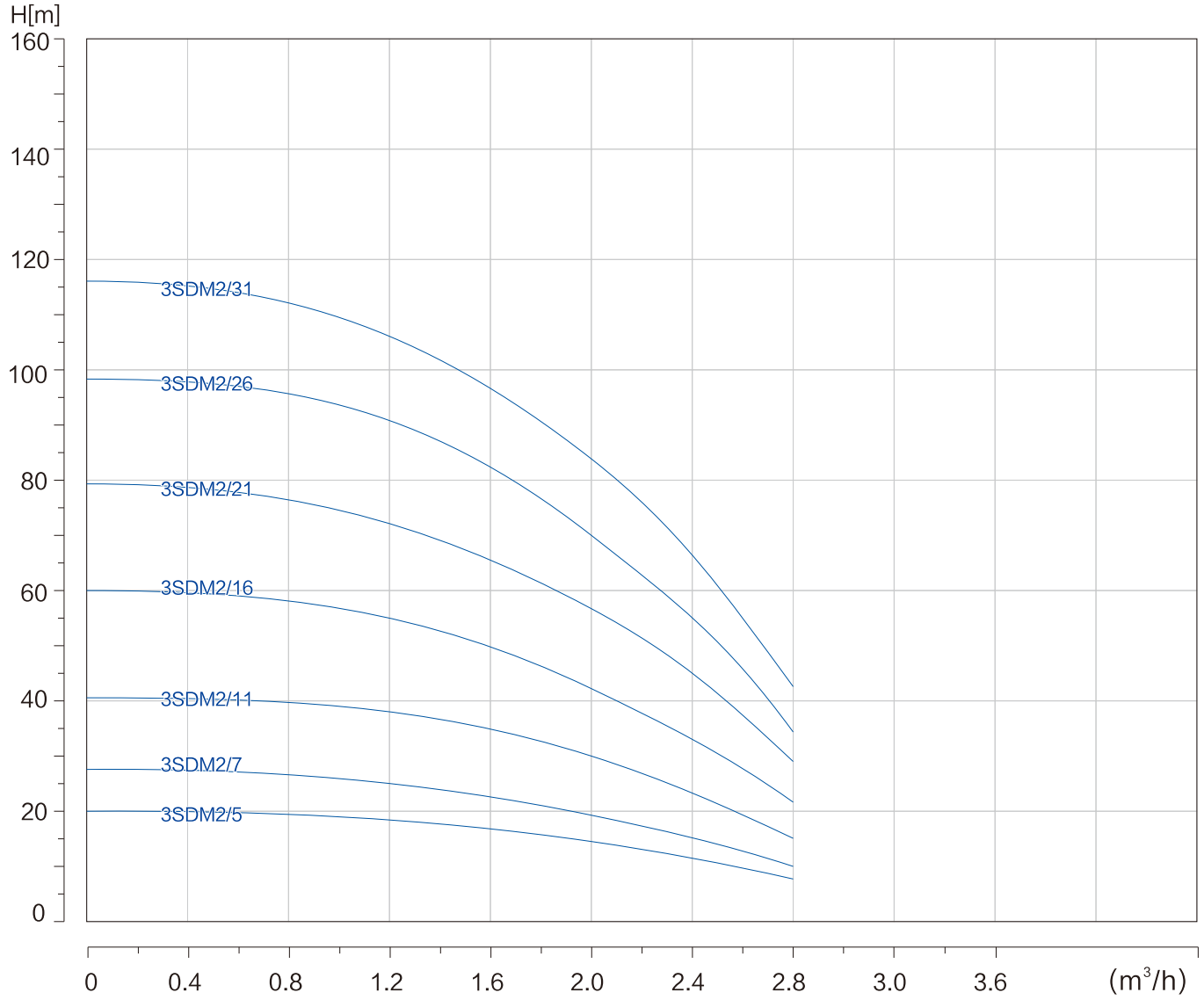

◆ TECHNICAL DATA

MODEL	POWER		DELIVERY n≈2850 1/min								
1~ 220−240V	kW	HP	Q (m³/h)	0	0.4	0.8	1.2	1.6	2.0	2.4	2.8
			L/min	0	7	13	20	27	33	40	47
3SDM2/5	0.18	0.25	Head (m)	20	19	18	17	16	14	10	7
3SDM2/7	0.25	0.33		27	26	25	24	22	19	14	10
3SDM2/11	0.37	0.5		41	40	39	38	35	30	22	15
3SDM2/16	0.55	0.75		60	58	57	55	51	43	32	22
3SDM2/21	0.75	1.0		79	76	75	72	67	57	42	29
3SDM2/26	0.92	1.25		98	94	93	90	83	71	52	36
3SDM2/31	1.1	1.5		116	112	110	107	99	84	62	43

◆PERFORMANCE GRAPH

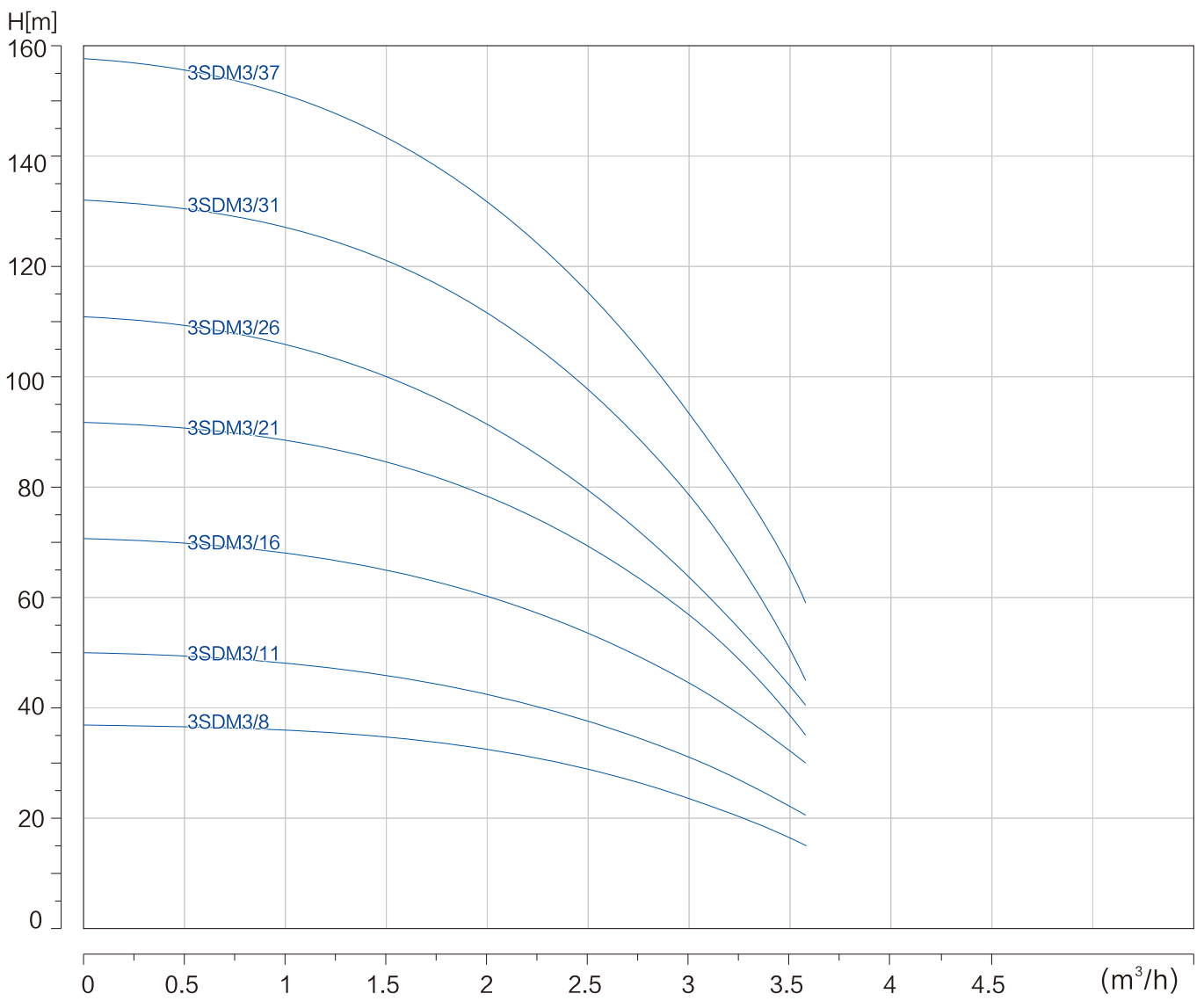

◆ TECHNICAL DATA

MODEL	POWER		DELIVERY n≈2850 1/min													
1~ 220−240V	kW	HP	Q (m³/h)	0	0.3	0.6	0.9	1.2	1.5	1.8	2.1	2.4	2.7	3	3.3	3.6
			L/min	0	5	10	15	20	25	30	35	40	45	50	55	60
3SDM3/8	0.25	0.33	Head (m)	38	37	36	35	33	33	31	30	28	25	23	20	15
3SDM3/11	0.37	0.5		50	49	49	48	46	45	43	41	38	35	31	27	21
3SDM3/16	0.55	0.75		71	70	69	68	66	64	61	58	55	50	44	38	30
3SDM3/21	0.75	1.0		92	91	90	88	85	83	80	74	70	64	57	46	35
3SDM3/26	0.92	1.25		111	110	109	107	103	99	95	90	84	75	64	54	41
3SDM3/31	1.1	1.5		132	131	129	125	122	117	112	105	97	90	79	64	46
3SDM3/37	1.5	2.0		158	157	156	151	146	141	135	127	114	105	92	72	59

◆PERFORMANCE GRAPH

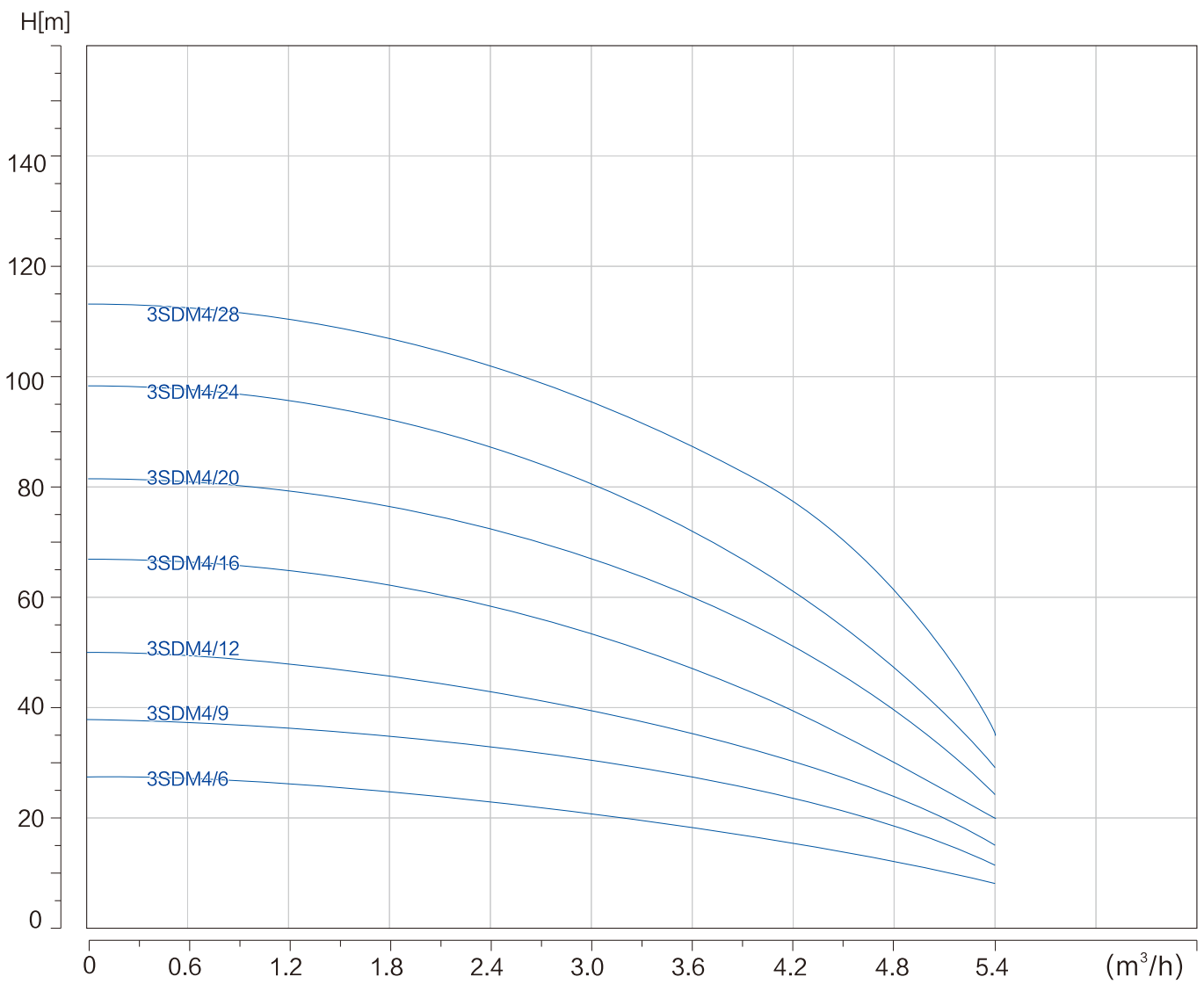

◆ TECHNICAL DATA

MODEL	POWER		DELIVERY n≈2850 1/min											
1~ 220−240V	kW	HP	Q (m³/h)	0	0.6	1.2	1.8	2.4	3	3.6	4	4.2	4.8	5.4
			L/min	0	10	20	30	40	50	60	66	70	80	90
3SDM4/6	0.25	0.33	Head (m)	26	25	24	23	22	21	19	17	16	13	8
3SDM4/9	0.37	0.5		38	37	36	35	34	31	28	25	24	17	12
3SDM4/12	0.55	0.75		50	49	48	47	45	41	36	32	31	25	15
3SDM4/16	0.75	1.0		66	65	64	62	58	55	49	42	40	33	20
3SDM4/20	0.92	1.25		81	80	78	76	72	68	60	54	50	39	24
3SDM4/24	1.1	1.5		98	96	94	91	87	82	73	65	61	48	29
3SDM4/28	1.5	2.0		114	112	110	107	102	97	85	81	72	57	35

◆ TECHNICAL DATA

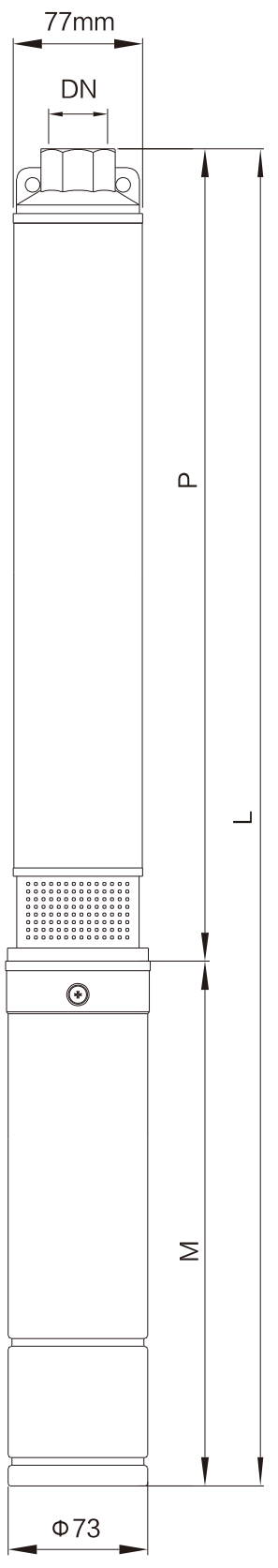

MODEL 1~ 220-240V	DN	DIMENSION(mm)			WEIGHT (kg)		
		P	M	L	P	M	L
3SDM1/6	1"	295	278	573	1.5	4.9	6.4
3SDM1/9	1"	362	293	655	1.8	5.3	7.1
3SDM1/13	1"	453	323	776	2.3	6.2	8.5
3SDM1/20	1"	633	363	996	3.2	7.3	10.5
3SDM1/27	1"	727	393	1120	3.8	9.1	12.9
3SDM1/33	1"	951	418	1369	4.3	8.9	13.2
3SDM1/39	1"	999	493	1492	4.9	10.8	15.7
MODEL 1~ 220-240V	DN	DIMENSION(mm)			WEIGHT (kg)		
		P	M	L	P	M	L
3SDM2/5	1"/1$^{1}/_{4}$"	282	278	560	1.4	4.9	6.3
3SDM2/7	1"/1$^{1}/_{4}$"	330	293	623	1.7	5.3	7.0
3SDM2/11	1"/1$^{1}/_{4}$"	428	323	751	2.2	6.2	8.4
3SDM2/16	1"/1$^{1}/_{4}$"	575	363	938	2.8	7.3	10.1
3SDM2/21	1"/1$^{1}/_{4}$"	696	393	1089	3.4	9.1	12.5
3SDM2/26	1"/1$^{1}/_{4}$"	818	418	1236	3.9	8.9	12.8
3SDM2/31	1"/1$^{1}/_{4}$"	966	493	1459	4.7	10.8	15.5
MODEL 1~ 220-240V	DN	DIMENSION(mm)			WEIGHT (kg)		
		P	M	L	P	M	L
3SDM3/8	1$^{1}/_{4}$"/1$^{1}/_{2}$"	368	293	661	1.9	5.3	7.2
3SDM3/11	1$^{1}/_{4}$"/1$^{1}/_{2}$"	447	323	770	2.3	6.2	8.5
3SDM3/16	1$^{1}/_{4}$"/1$^{1}/_{2}$"	603	363	966	3.0	7.3	10.3
3SDM3/21	1$^{1}/_{4}$"/1$^{1}/_{2}$"	734	393	1127	3.7	9.1	12.8
3SDM3/26	1$^{1}/_{4}$"/1$^{1}/_{2}$"	888	418	1306	4.4	8.9	13.3
3SDM3/31	1$^{1}/_{4}$"/1$^{1}/_{2}$"	1019	493	1512	5.1	10.8	15.9
3SDM3/37	1$^{1}/_{4}$"/1$^{1}/_{2}$"	1199	528	1727	6.0	11.6	17.6
MODEL 1~ 220-240V	DN	DIMENSION(mm)			WEIGHT (kg)		
		P	M	L	P	M	L
3SDM4/6	1$^{1}/_{2}$"	362	293	655	1.9	5.3	7.2
3SDM4/9	1$^{1}/_{2}$"	463	323	786	2.3	6.2	8.5
3SDM4/12	1$^{1}/_{2}$"	564	363	927	2.8	7.3	10.1
3SDM4/16	1$^{1}/_{2}$"	723	393	1116	3.5	9.1	12.6
3SDM4/20	1$^{1}/_{2}$"	858	418	1276	4.1	8.9	13.0
3SDM4/24	1$^{1}/_{2}$"	1016	493	1509	4.8	10.8	15.6
3SDM4/28	1$^{1}/_{2}$"	1148	528	1676	5.5	11.6	17.1

Mechanical Parameters

Animal Husbandry

High pressure water delivery

Building Industry

Mining

Agriculture

Dryland essential machine

Increase pressure

Industrial salt essential

Parts List



Company Profiles

JINBA TECHNOLOGY CO., LTD. founded in 1998 (formerly known as Jinba Industry & Trade Co., Ltd), is located in the town of water pump in wenling city zhejiang province, which is beautiful, wealthy and rapidly developed. Jinba is one of senior enterprises in the industry of deep well pump, a collection of research, development, manufacturing and sales, enjoying good reputation both at home and abroad.

Since 20 years ago, Jinba industry has entered the fast lane of high-speed development, accelerated the development pace of research and development, manufacturing and sales, and doubled the scale of assets. Facing the new domestic and foreign market environment and business situation, Jinba industry upholds corporate social responsibility, opening a new chapter of"High efficient, energy saving technology, leading the new era of the deep well pump".

Manufacturing Strength

Contact Details

E-MAIL

jinba@cn-jinba.com sales@cn-jinba.com

PHONE

0086-576-89977567

FAX

0086-576-89977566

ADD

NO.5 Wanjin Road, Zeguo Town, Wenling, Taizhou, Zhejiang, China

National High-tech Enterprises