



锦霸工贸  
JINBA INDUSTRY-TRADE



National High-tech Enterprises



4" SP Series Traditional



**锦霸工贸**  
JINBA INDUSTRY - TRADE

# Product Introduction

**4" SP Series** Using modified PTFE and NBR wear ring and NBR bearings, to ensure the long time of efficient and stable operation.



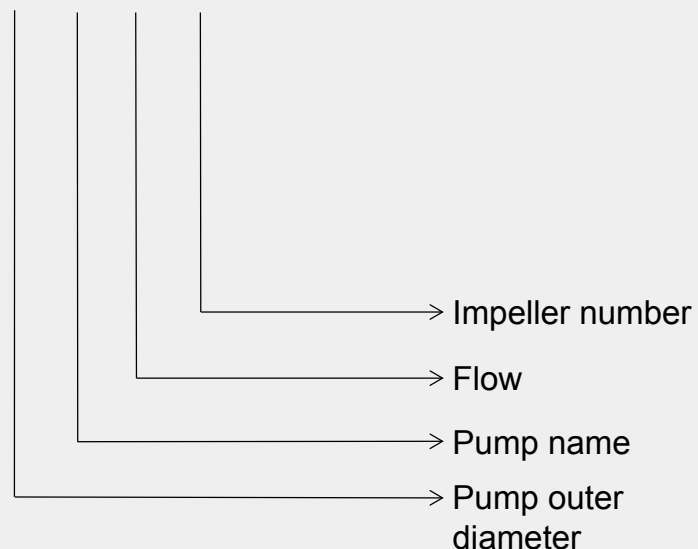
## · Performance characteristics:

1. High-grade Stainless steel for casing of motor and pump, diffuser, impeller, outlet and inlet, shaft coupling, fastener, etc, elegant appearance, strong decay resistance, outstanding durability;
2. The overflow part is laser welded of high-grade stainless steel AISI304, decay resistance, wear resistance and durability;
3. Shaft coupling and flange meet “NEMA” standard;
4. The outlet is equipped with stainless steel check valve, to effectively prevent the impact of water hammer;
5. Using modified PTFE and NBR wear ring and NBR bearings, to ensure the long time of efficient and stable operation;
6. High-efficient and energy-saving motor is suitable for drinking water, filled with food-grade white oil, non-toxic and pollution-free.

## 4" SP Series material of spare parts

### MODEL ANALYSIS :

100 SP 3 - 6



Part Name	Material	Part Name	Material
Discharge Head/Outlet	304	Top bearing chock	HT200
Connector/Inlet	304	Bottom bearing chock	HT200
Bowl	304	Mechanical Seal	Ceramic-graphite
Impeller	304	Rotator	304—45#Weld
Coupling	304	Bearing	C&U
Motor Casing	304/201	Oil	Food-grade machine oil

## 4SP2 TECHNICAL DATA

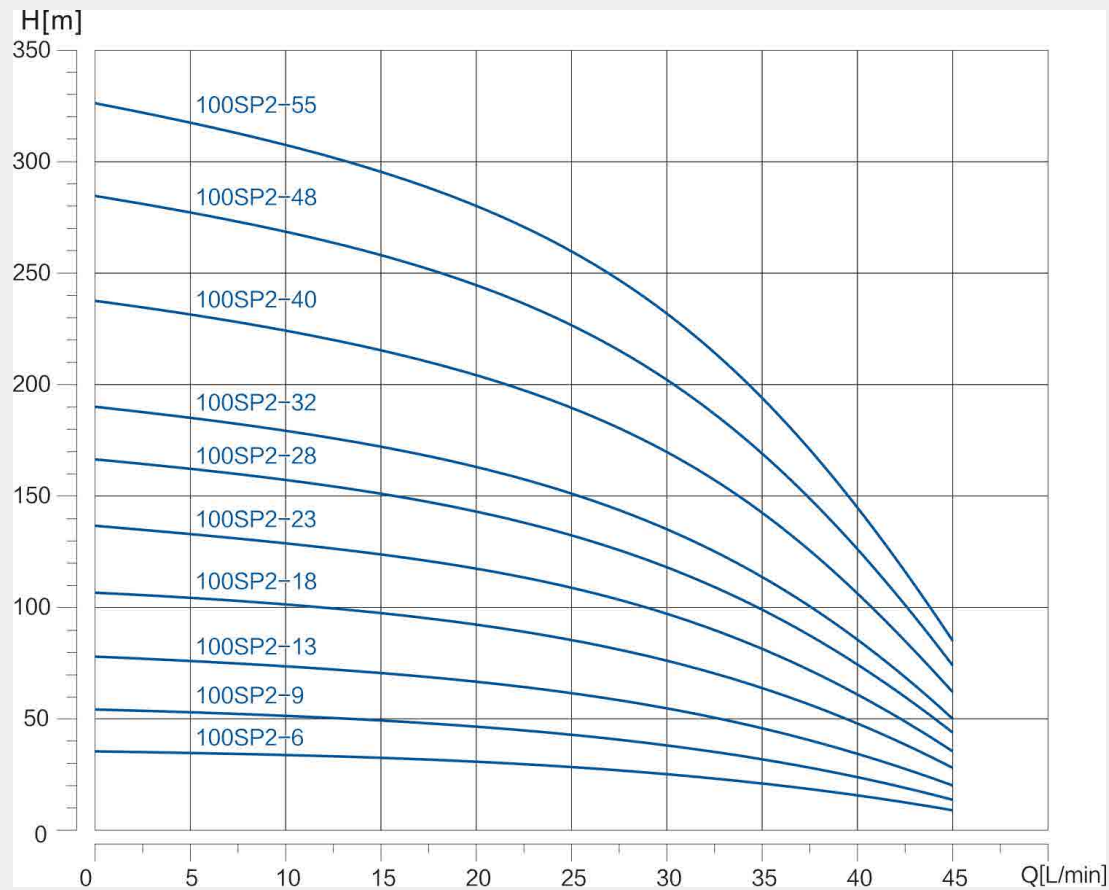
Item Number		Power		Q=DELIVERY										
1~ 220V/240V	3~ 380V/415V			m³/h	0	0.3	0.6	0.9	1.2	1.5	1.8	2.1	2.4	2.7
		HP	KW	L/min	0	5	10	15	20	25	30	35	40	45
100SP2-6	100SP2-6	0.5	0.37	Head (m)	36	35	34	33	32	29	26	22	17	10
100SP2-9	100SP2-9	0.5	0.37		51	50	48	46	44	41	36	30	22	12
100SP2-13	100SP2-13	0.75	0.55		76	76	74	71	67	62	56	47	36	21
100SP2-18	100SP2-18	1	0.75		105	102	98	95	90	83	74	61	46	26
100SP2-23	100SP2-23	1.5	1.1		137	134	129	124	118	110	98	82	62	37
100SP2-28	100SP2-28	2	1.5		164	160	154	148	141	130	116	97	72	41
100SP2-32	100SP2-32	2	1.5		191	185	180	173	164	152	136	114	86	50
100SP2-40	100SP2-40	3	2.2		235	230	221	213	202	187	167	140	104	60
100SP2-48	100SP2-48	3	2.2		286	278	269	258	245	228	203	170	128	75
-	100SP2-55	4	3		324	315	302	293	278	258	230	192	144	83

Note: Technical parameters are subject to change without notice.

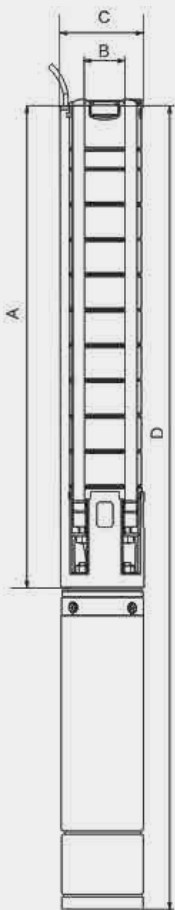


锦霸工贸  
JINBA INDUSTRY-TRADE

# Parameter Center



Performance Curve



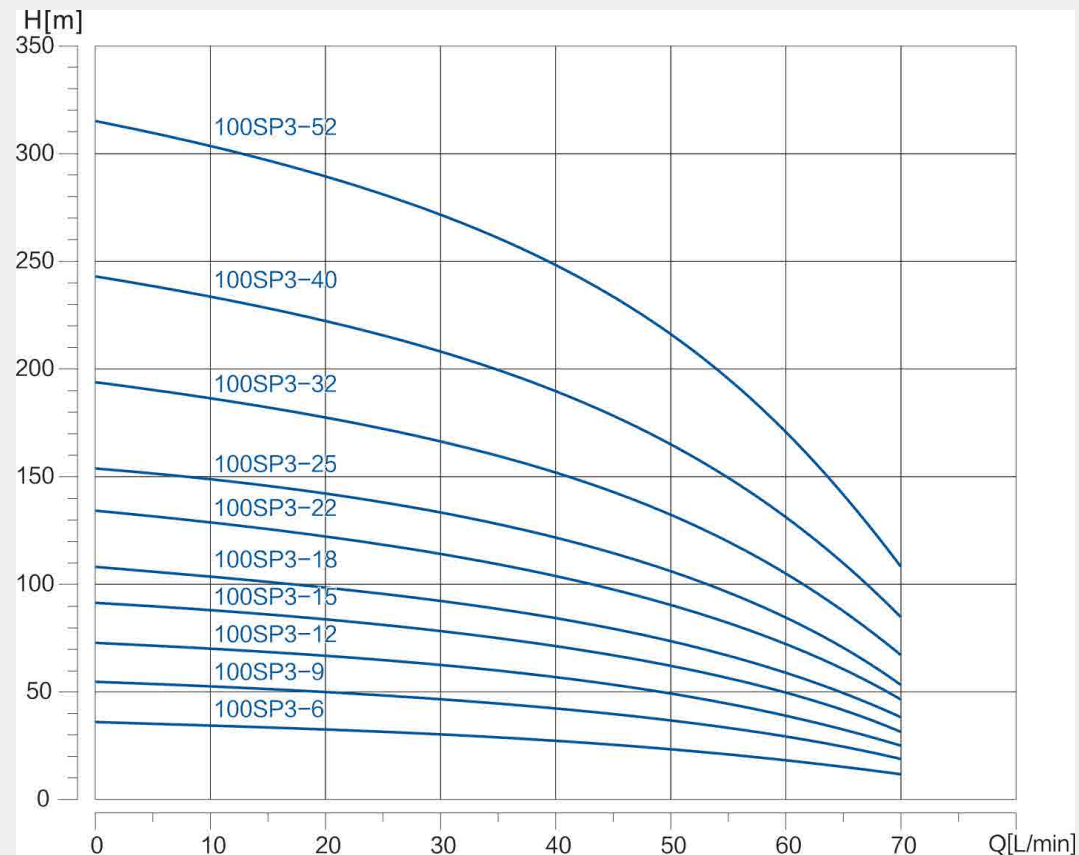
Single Phase Motor					Three Phase Motor				
Pump Type	Size(mm)				Pump Type	Size(mm)			
	A	B	C	D		A	B	C	D
100SP2-6	281	1.25"	98	626	100SP2-6	281	1.25"	98	626
100SP2-9	344		98	689	100SP2-9	344		98	689
100SP2-13	428		98	798	100SP2-13	428		98	798
100SP2-18	533		98	918	100SP2-18	533		98	918
100SP2-23	638		98	1063	100SP2-23	638		98	1063
100SP2-28	743		98	1218	100SP2-28	743		98	1198
100SP2-32	827		98	1302	100SP2-32	827		98	1282
100SP2-40	995		98	1510	100SP2-40	995		98	1495
100SP2-48	1163		98	1678	100SP2-48	1163		98	1663
-	-		-	-	100SP2-55	1310		98	1865

## 4SP3 TECHNICAL DATA

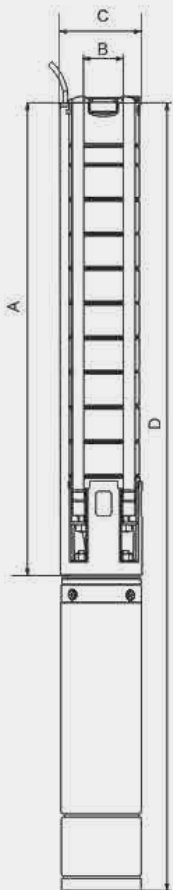
Item Number		Power		Q=DELIVERY								
1~220V/240V	3~380V/415V			m³/h	0	0.8	1.2	1.8	2.4	3	3.6	4.2
		HP	KW	L/min	0	10	20	30	40	50	60	70
100SP3-6	100SP3-6	0.5	0.37	Head (m)	37	36	34	31	30	27	22	14
100SP3-9	100SP3-9	0.75	0.55		53	50	48	45	42	37	30	17
100SP3-12	100SP3-12	1	0.75		74	71	68	64	59	52	42	26
100SP3-15	100SP3-15	1.5	1.1		90	85	81	76	71	62	50	30
100SP3-18	100SP3-18	1.5	1.1		110	106	101	95	88	78	63	39
100SP3-22	100SP3-22	2	1.5		132	126	120	113	105	92	74	45
100SP3-25	100SP3-25	2	1.5		153	147	140	132	122	108	87	54
100SP3-32	100SP3-32	3	2.2		192	184	176	165	153	135	108	66
-	100SP3-40	4	3		244	234	223	210	195	173	139	86
-	100SP3-52	5.5	4		314	301	287	270	250	221	177	108

Note: Technical parameters are subject to change without notice.





**Performance Curve**



Single Phase Motor					Three Phase Motor				
Pump Type	Size(mm)				Pump Type	Size(mm)			
	A	B	C	D		A	B	C	D
100SP3-6	281	1.25"	98	626	100SP3-6	281	1.25"	98	626
100SP3-9	344		98	714	100SP3-9	344		98	714
100SP3-12	407		98	792	100SP3-12	407		98	792
100SP3-15	470		98	895	100SP3-15	470		98	895
100SP3-18	533		98	958	100SP3-18	533		98	958
100SP3-22	617		98	1092	100SP3-22	617		98	1072
100SP3-25	680		98	1155	100SP3-25	680		98	1135
100SP3-32	827		98	1342	100SP3-32	827		98	1327
-	-		-	-	100SP3-40	995		98	1550
-	-		-	-	100SP3-52	1247		98	1862



## 4SP5 TECHNICAL DATA

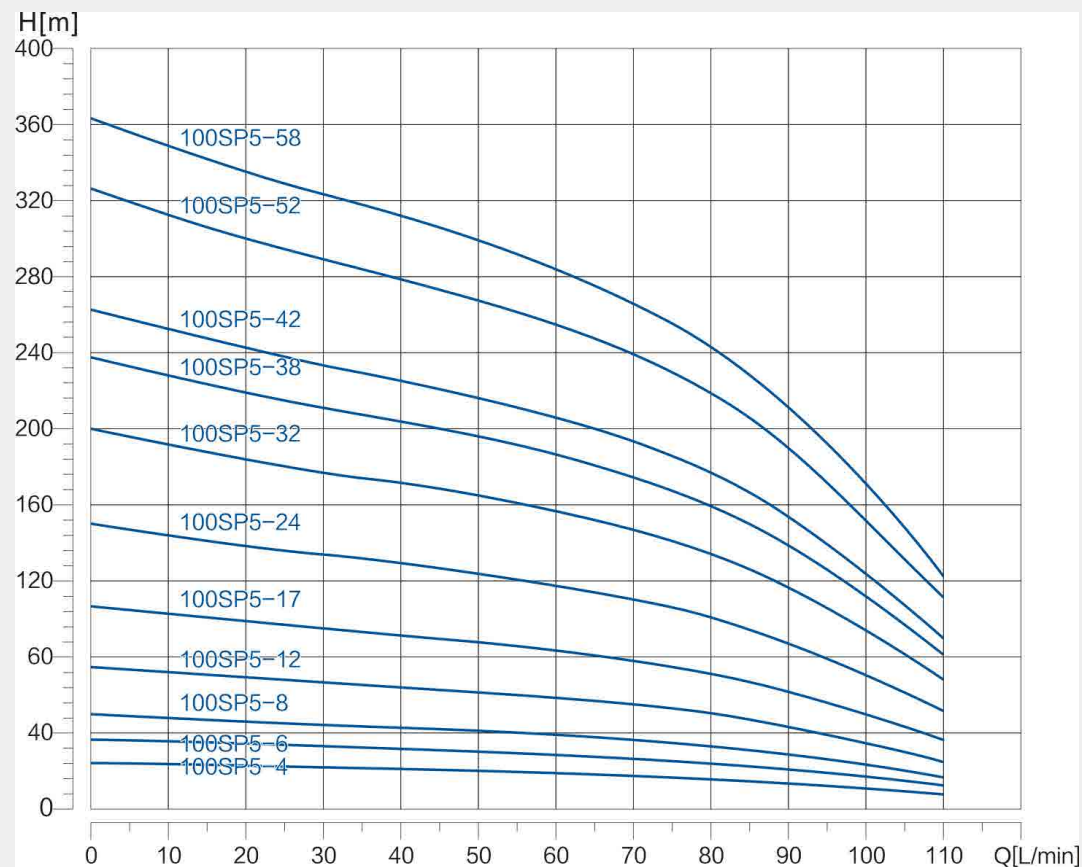
Item Number		Power		Q=DELIVERY												
1~ 220V/240V	3~ 380V/415V			m³/h	0	0.6	1.2	1.8	2.4	3	3.6	4.2	4.8	5.4	6	6.6
		HP	KW	L/min	0	10	20	30	40	50	60	70	80	90	100	110
100SP5-4	100SP5-4	0.5	0.37	Head (m)	26	25	24	23	22	22	21	19	18	16	13	10
100SP5-6	100SP5-6	0.75	0.55		35	34	33	31	30	29	27	26	23	20	16	11
100SP5-8	100SP5-8	1	0.75		51	49	49	45	44	42	40	38	35	30	24	18
100SP5-12	100SP5-12	1.5	1.1		73	70	67	65	62	60	57	53	48	42	33	24
100SP5-17	100SP5-17	2	1.5		107	103	99	95	92	88	84	79	72	63	51	37
100SP5-24	100SP5-24	3	2.2		148	142	136	131	126	121	116	112	101	85	68	49
-	100SP5-32	4	3		201	193	185	179	172	166	158	148	135	117	95	69
-	100SP5-38	5.5	4		235	226	217	209	201	193	186	172	157	136	109	79
-	100SP5-42	5.5	4		263	253	243	235	225	217	207	194	177	154	124	91
-	100SP5-52	7.5	5.5		323	310	297	287	276	265	253	237	216	187	150	109
-	100SP5-58	7.5	5.5	363	349	335	323	311	299	285	267	244	212	171	125	

Note: Technical parameters are subject to change without notice.

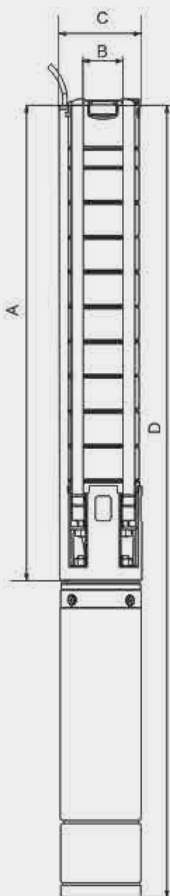


锦霸工贸  
JINBA INDUSTRY-TRADE

# Parameter Center



**Performance Curve**



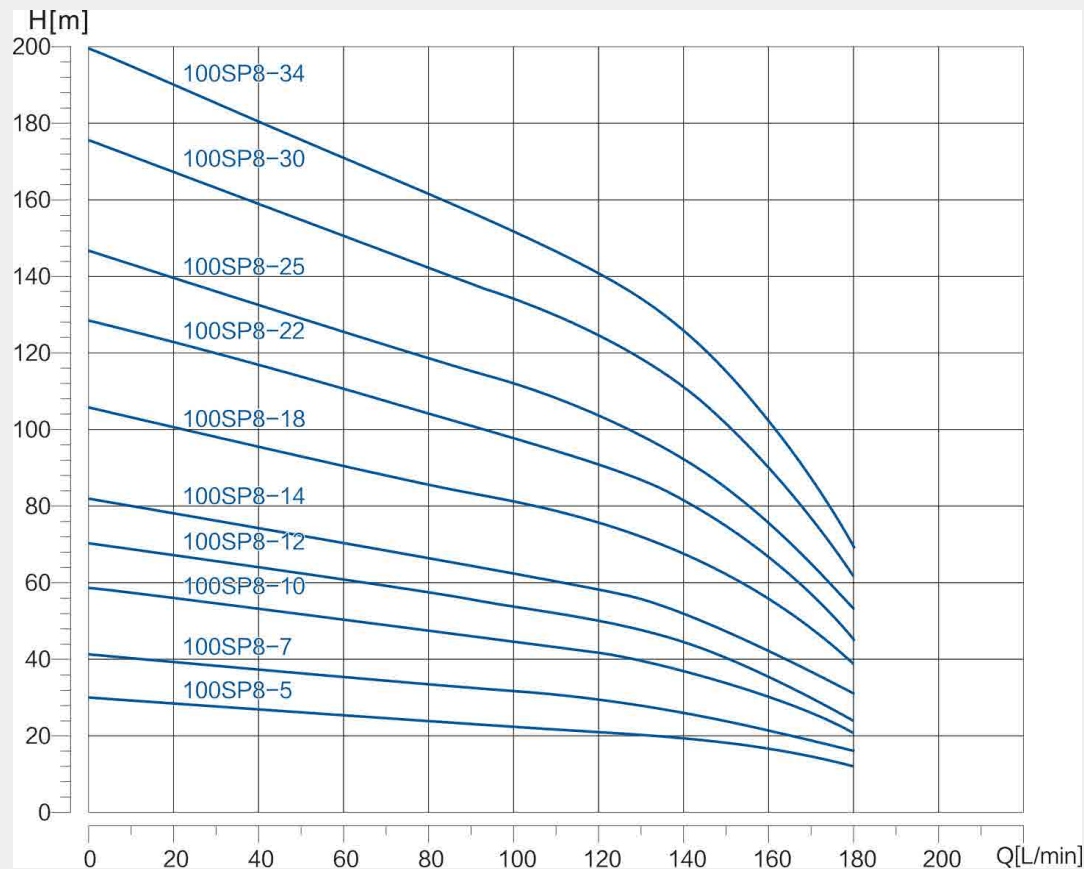
Single Phase Motor					Three Phase Motor				
Pump Type	Size(mm)				Pump Type	Size(mm)			
	A	B	C	D		A	B	C	D
100SP5-4	239	1.5"	98	584	100SP5-4	239	1.5"	98	584
100SP5-6	281		98	651	100SP5-6	281		98	651
100SP5-8	323		98	708	100SP5-8	323		98	708
100SP5-12	407		98	832	100SP5-12	407		98	832
100SP5-17	512		98	987	100SP5-17	512		98	967
100SP5-24	659		98	1174	100SP5-24	659		98	1159
-	-		-	-	100SP5-32	827		98	1382
-	-		-	-	100SP5-38	953		98	1568
-	-		-	-	100SP5-42	1037		98	1652
-	-		-	-	100SP5-52	1247		98	1932
-	-	-	-	100SP5-58	1373	98	2058		



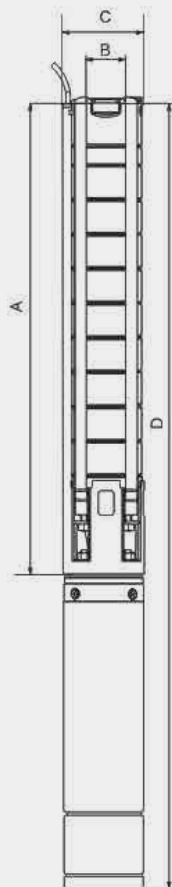
## 4SP8 TECHNICAL DATA

Item Number		Power		Q=DELIVERY										
1~ 220V/240V	3~ 380V/415V			m³/h	0	1.2	2.4	3.6	4.8	6	7.2	8.4	9.6	10.8
		HP	KW	L/min	0	20	40	60	80	100	120	140	160	180
100SP8-5	100SP8-5	1	0.75	Head (m)	30	29	28	26	25	23	22	20	16	11
100SP8-7	100SP8-7	1.5	1.1		38	37	35	33	31	29	27	24	19	13
100SP8-10	100SP8-10	2	1.5		60	57	54	51	48	46	42	38	31	22
100SP8-12	100SP8-12	3	2.2		68	65	62	58	55	52	48	42	34	23
100SP8-14	100SP8-14	3	2.2		83	79	76	71	67	64	59	53	43	30
-	100SP8-18	4	3		103	99	94	89	83	78	73	65	53	36
-	100SP8-22	5.5	4		130	124	118	113	105	99	92	83	68	47
-	100SP8-25	5.5	4		144	138	131	124	116	110	102	91	74	50
-	100SP8-30	7.5	5.5		177	169	161	152	143	135	125	112	92	64
-	100SP8-34	7.5	5.5		197	188	179	169	159	150	139	124	101	69

Note: Technical parameters are subject to change without notice.



**Performance Curve**



Single Phase Motor					Three Phase Motor				
Pump Type	Size(mm)				Pump Type	Size(mm)			
	A	B	C	D		A	B	C	D
100SP8-5	292	2"	98	677	100SP8-5	292	2"	98	677
100SP8-7	347		98	775	100SP8-7	347		98	775
100SP8-10	430		98	905	100SP8-10	430		98	885
100SP8-12	485		98	1000	100SP8-12	485		98	985
100SP8-14	540		98	1055	100SP8-14	540		98	1040
-	-		-	-	100SP8-18	650		98	1205
-	-		-	-	100SP8-22	760		98	1375
-	-		-	-	100SP8-25	842		98	1457
-	-		-	-	100SP8-30	980		98	1665
-	-		-	-	100SP8-34	1090		98	1775



# Mechanical Parameters



Animal Husbandry



High pressure water delivery



Building Industry



Mining



Agriculture



Dryland essential machine



Increase pressure



Industrial salt essential



锦霸工贸  
JINBA INDUSTRY-TRADE

# Parts List





Jinba Industry & Trade Co., Ltd, founded in 1998 (formerly known as Taizhou Jinba Industry & Trade Co., Ltd), is located in the town of water pump in wenling city zhejiang province, which is beautiful, wealthy and rapidly developed. Jinba is one of senior enterprises in the industry of deep well pump, a collection of research, development, manufacturing and sales, enjoying good reputation both at home and abroad.

Since 20 years ago, Jinba industry has entered the fast lane of high-speed development, accelerated the development pace of research and development, manufacturing and sales, and doubled the scale of assets. Facing the new domestic and foreign market environment and business situation, Jinba industry upholds corporate social responsibility, opening a new chapter of "High efficient, energy saving technology, leading the new era of the deep well pump".



**锦霸工贸**  
JINBA INDUSTRY-TRADE

# Manufacturing Strength





## E-MAIL

[jinba@cn-jinba.com](mailto:jinba@cn-jinba.com)   [sales@cn-jinba.com](mailto:sales@cn-jinba.com)   [sales@jinbapump.com](mailto:sales@jinbapump.com)

## PHONE

0576-89977567   0576-89977560

## FAX

0576-86382389

## ADD

SHANGTANTOU INDUSTRIAL PARK,DAXI TOWN,WENLING  
CITY,ZHEJIANG PROVINCE,CHINA